

FIELDKING

Multi Crop Harvester FKCH-2000-S



Part Catalogue

CONGRATULATIONS!

You have invested in one of the best implements of its type in the market today.

The care you give your “FIELDKING” implement will greatly determine your satisfaction with its performance and its service life. A careful study of this manual will give you a thorough understanding of your new implement before operating.

If your manual is lost or destroyed, “FIELDKING” will be glad to provide you a new copy. Visit to nearest dealership & get a copy. Most of our manuals can also be downloaded from our website at www.fieldking.com.

As an authorized “FIELDKING” dealer, we stock genuine “FIELDKING” parts which are manufactured with the same precision and skill as our original equipment. Our trained service persons are well informed on methods required to service “FIELDKING” equipments and are ready to help you.

Should you require additional information or assistance, please contact us.

YOUR AUTHORIZED

FIELDKING DEALER

BECAUSE “FIELDKING” MAINTAINS AN ONGOING PROGRAMME OF PRODUCT IMPROVEMENT, WE RESERVE THE RIGHT TO MAKE IMPROVEMENTS IN DESIGN OR CHANGE IN SPECIFICATION WITHOUT INCURRING ANY OBLIGATION TO INSTALL THEM ON UNITS PREVIOUSLY SOLD. BECAUSE OF THE POSSIBILITY THAT SOME PHOTOGRAPHS IN THIS MANUAL WERE TAKEN OF PROTOTYPE MODELS, PRODUCTION MODELS MAY VARY IN SOME DETAIL. IN ADDITION, SOME PHOTOGRAPHS MAY SHOW SHIELDS REMOVED FOR THE PURPOSE OF CLARITY. NEVER OPERATE THIS IMPLEMENT WITHOUT ALL SHIELDS IN PLACE.

TO THE PURCHASER

This manual contains valuable information about your new “FIELDKING” Multi Crop Harvester. It has been carefully prepared to give you helpful suggestions for operating, adjusting, servicing and ordering spare parts.

Keep this manual in a convenient place for quick and easy reference. Study it carefully. You have purchased a dependable and sturdy Multi Crop Harvester but only by proper care and operation you can expect to receive the service and long life designed and built into it.

Sometime in the future your Multi Crop Harvester may need new parts to replace which are worn out or broken. If so, go to your dealer and provide him equipment's detail like model and part number.

CUSTOMER INFORMATION

Name _____

Purchased From _____

Date of Purchase _____

Model No. _____

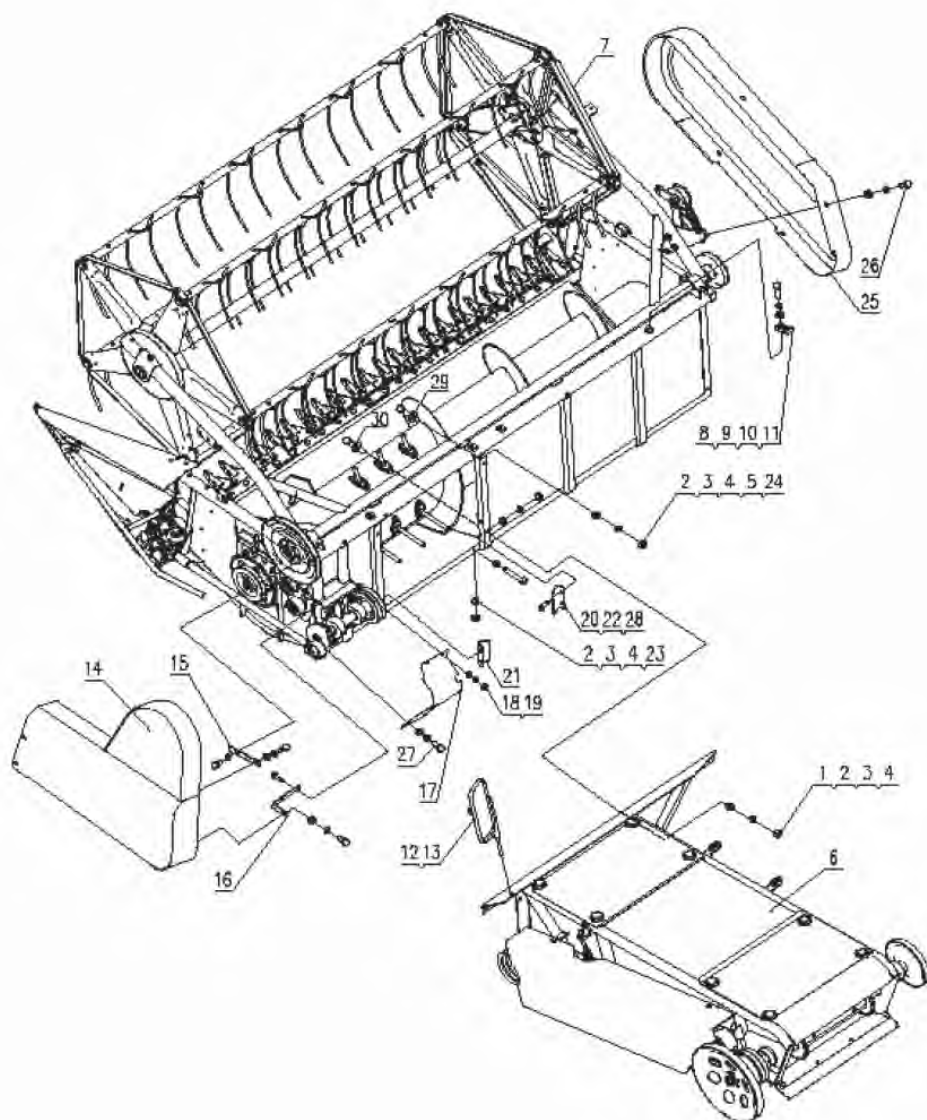
Serial No. _____

PURCHASER / OPERATOR'S RESPONSIBILITY

1. Read and understand the information contained in this manual.
2. Operate, lubricate, assemble and maintain the equipment in accordance with all instructions and safety procedures in this manual.
3. Inspect the equipment and replace or repair any parts that are damaged or worn out which under continued operation would cause damage, wear to other parts, or cause a safety hazard.
4. Return the equipment or parts to the authorized "FIELDKING" dealer, from where it was purchased, for service or replacement of defective parts that are covered by warranty. (The "FIELDKING" Factory may inspect equipment or parts before warranty claims are honored.)
5. All costs incurred by the dealer for traveling to or transporting the equipment for warranty inspection and claims will be borne by the customer.

Header & Conveyor Assembly

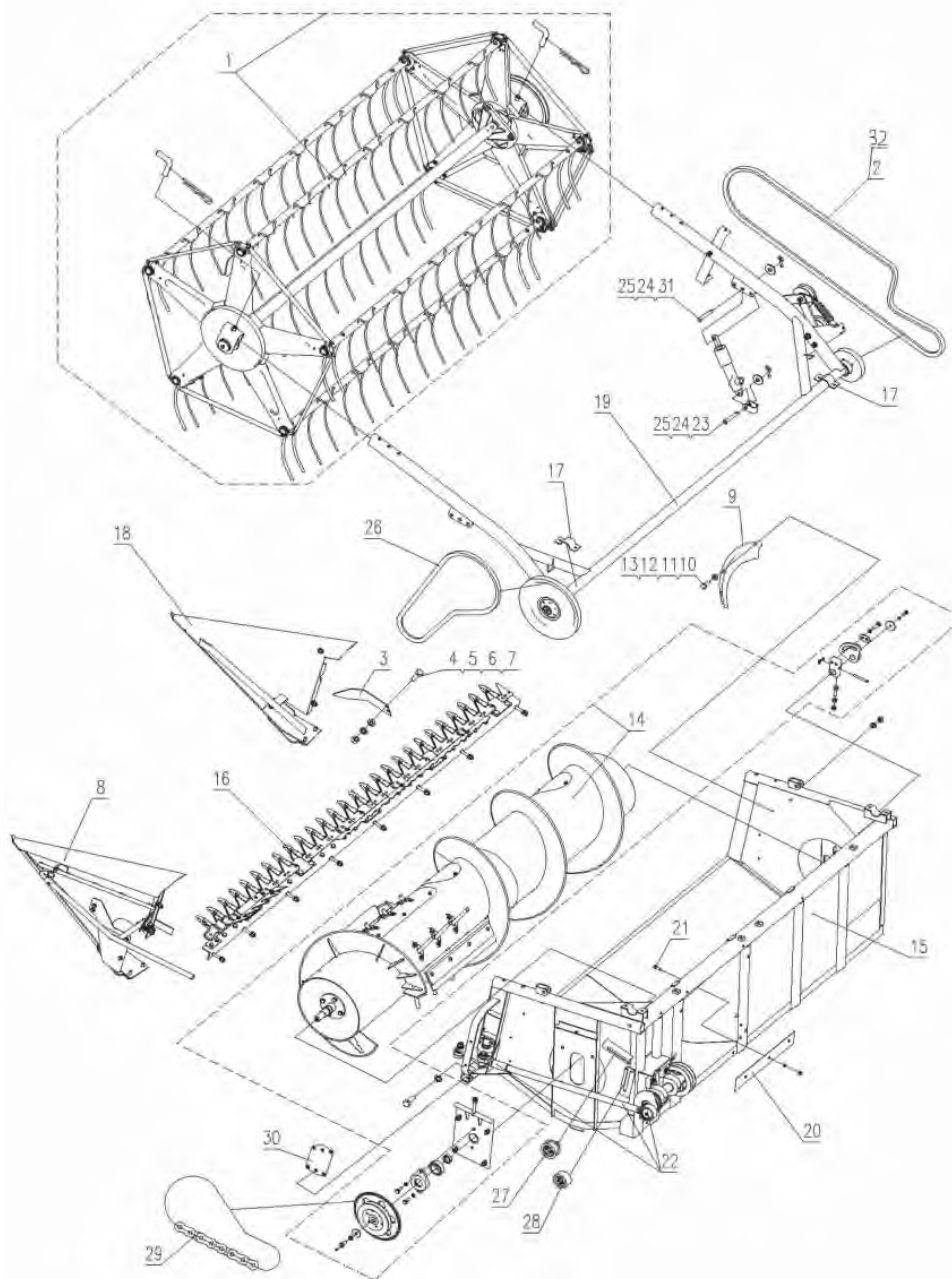
Header & Conveyor Assembly (Cut Width 2.0m)-70781174



COMBINE HARVESTER WITH SACKER 2METER-FKMCCRHS-2.0**Header & Conveyor Assembly (Cut Width 2.0m)-70781174**

Item	Description	No.s	Part Code	Remark
1	Bolt M8×55	4	10260663	
2	Washer10	8	10270061	
3	Washer10	8	10270064	
4	NutM10	10	10280127	
5	Bolt M10×90	4	10260654	
6	Conveyor Assembly	1	70780636	
7	Header Assembly (Cut width 2m)	1	70781163	
8	Pipe Clamp	8	70780161	
9	Bolt M8×30	8	10260558	
10	Washer8	20	10270127	
11	Washer8	31	10270056	
12	Bracket, Rearview Mirror	1	70780283	
13	Rearview Mirror	1	70780565	
14	Left Cover, Header	1	70780742	
15	Bracket Weld for Cover(upper)	1	70781122	
16	Bracket Weld for Cover (rear)	1	70781164	
17	Cover for Shaft	1	70781165	
18	NutM8	8	10280128	
19	Bolt M8×25	9	10260581	
20	Right Feed Plate	1	70781124	
21	Left Feed Plate	1	70781125	
22	Bolt M8×45	4	10260664	
23	Bolt M10×70	4	10260548	
24	Circlip	1	10390114	
25	Right Cover, Header	1	70781126	
26	Bolt M8×20	11	10260534	
27	Bolt M8×55	2	10260665	
28	Washer8	8	10270070	
29	Plate 1	4	70780402	
30	Plate 2	4	70781127	

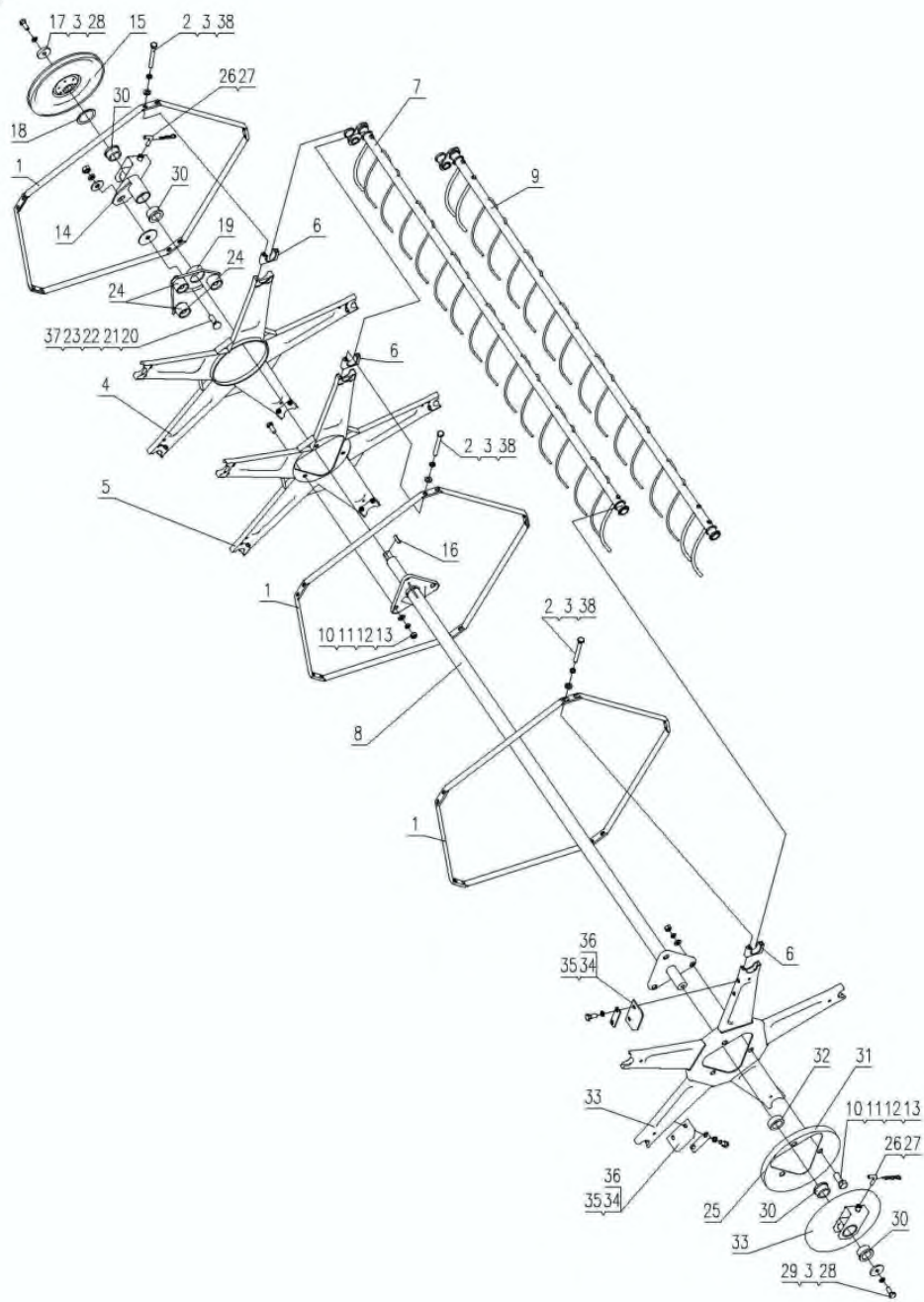
Header Platform Assembly (Cut Width 2.0 m) - 70781163



Header Platform Assembly (Cut Width 2.0 m) - 70781163

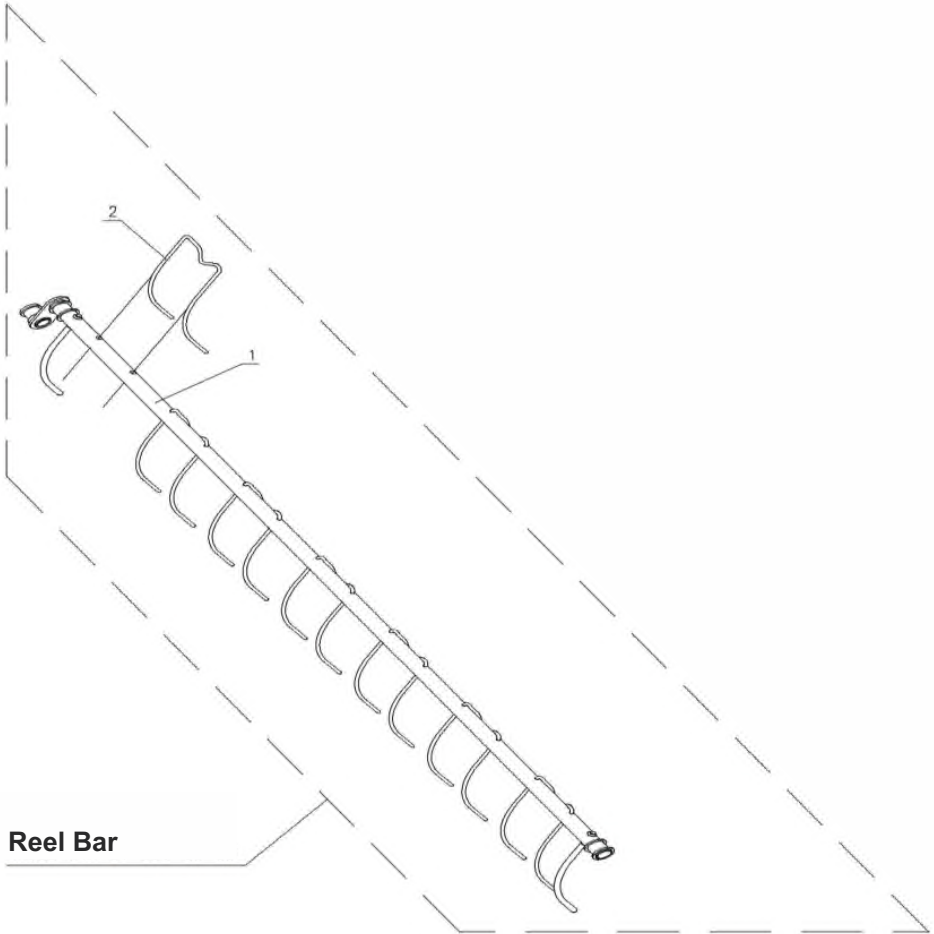
Item	Description	No.s	Part Code	Remark
1	Reel Bat Assembly	1	70781157	
2	Belt, Reel Bat	1	10300751	
3	Right Plate	1	70780615	
4	Bolt M8×20	6	10260575	
5	NutM8	6	10280165	
6	Washer8	10	10270056	
7	Washer8	10	10270146	
8	Left Grain Separator	1	70780630	
9	Plate	2	70780616	
10	Bolt M6×16	6	10260590	
11	NutM6	6	10280177	
12	Washer6	6	10270150	
13	Washer6	6	10270149	
14	Feed Auger (Cut width 2m)	1	70780018	
15	Frame	1	70780076	
16	Cut Assembly (Cut width 2m)	1	70780129	
17	Pressing Plate	2	70780617	
18	Right Grain Separator	1	70781156	
19	Trans. Assembly, Reel Bat (Cut width 2m)	1	70780416	
20	Rubber Cushion	1	70780618	
21	Bolt M6×18	3	10260583	
22	Trans. Assembly for Cut Bar (Cut width 2m)	1	70781158	
23	Pin Shaft B12×40	2	70780619	
24	Washer12	4	10270174	
25	Split Pin 4×28	4	10020166	
26	Belt	1	70780620	
27	Belt Pulley, Transmission	1	70780621	
28	Tension Roller Assembly	1	70780629	
29	Chain 08B-1×100	1	10140016	
30	Connecting Plate	1	70780622	
31	Pin Shaft B12×50	2	70780623	
32	Belt Pulley, Reel Bat	1	70780624	

Reel Bat Assembly (Cut Width 2.0)-70781157



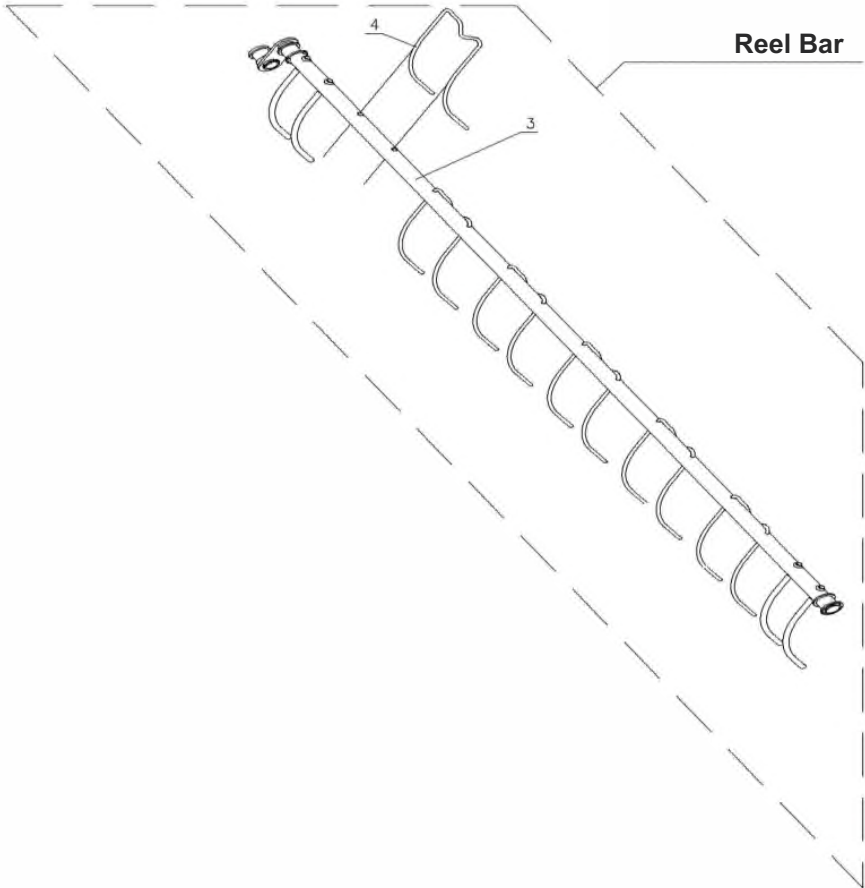
Reel Bat Assembly (Cut Width 2.0)-70781157				
Item	Description	No.s	Part Code	Remark
1	Bracing Bar	15	70780009	
2	Bolt M8x70	30	10260642	
3	Washer8	36	10270056	
4	Eccentric Spoke Weld	1	10300506	
5	Spoke Weld	1	70780011	
6	Nylon Seat	15	70780013	
7	Reel Bar Assy-1	2	70781159	
8	Center Shaft Weld	1	70781166	
9	Reel Bar Assy-2	3	70781160	
10	Bolt M12x30	6	10260532	
11	Washer12	6	10270057	
12	Washer12	6	10270058	
13	Nut M12	6	10280126	
14	Right Shaft Seat	1	70780015	
15	Belt Wheel Weld,reel	1	70780016	
16	Key C8x32	1	70780017	
17	Circlip, Shaft End	1	10390043	
18	Circlip	1	10390044	
19	Eccentric Adjustment Plate	1	10300607	
20	Bolt M10x30	1	10260533	
21	Big Washer10	1	10270059	
22	Washer 10	1	10270075	
23	Nut M10	1	10280127	
24	Eccentric Rolling Roller Assy	3	10300506	
25	Anti-straw Housing	1	70780019	
26	Hook	2	70780020	
27	Spring Pin	2	70780021	
28	Bolt M8x20	6	10260534	
29	Circlip	1	10390045	
30	Wear Proof Sleeve	4	70780022	
31	Left Shaft Seat Weld	1	70780023	
32	Sleeve	1	70780024	
33	Left Spoke Weld	1	70780025	
34	Plate	2	70780026	
35	Pressing Plate	2	70780027	
36	Plate B	2	70780028	
37	Adjust Cushion	A/R	70780029	
38	Washer 8	30	10270060	

Reel Bar (Cut Width 2.0)-70781159



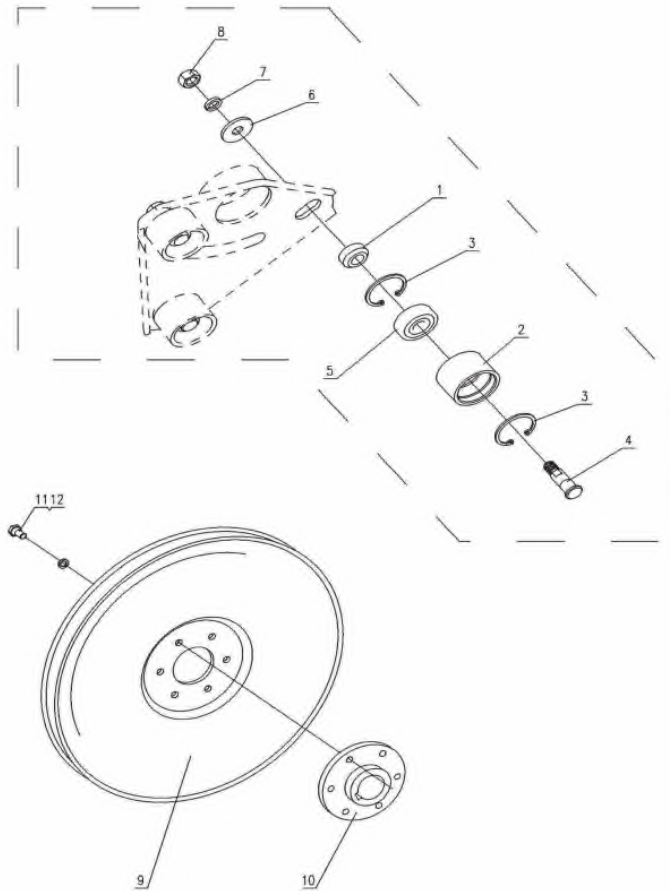
Reel Bar (Cut Width 2.0)-70781159				
Item	Description	No.s	Part Code	Remark
1	Reel Bar Weld I	1	70781161	
2	Reel Finger	7	70780006	

Reel Bar (Cut Width 2.0)-70781160



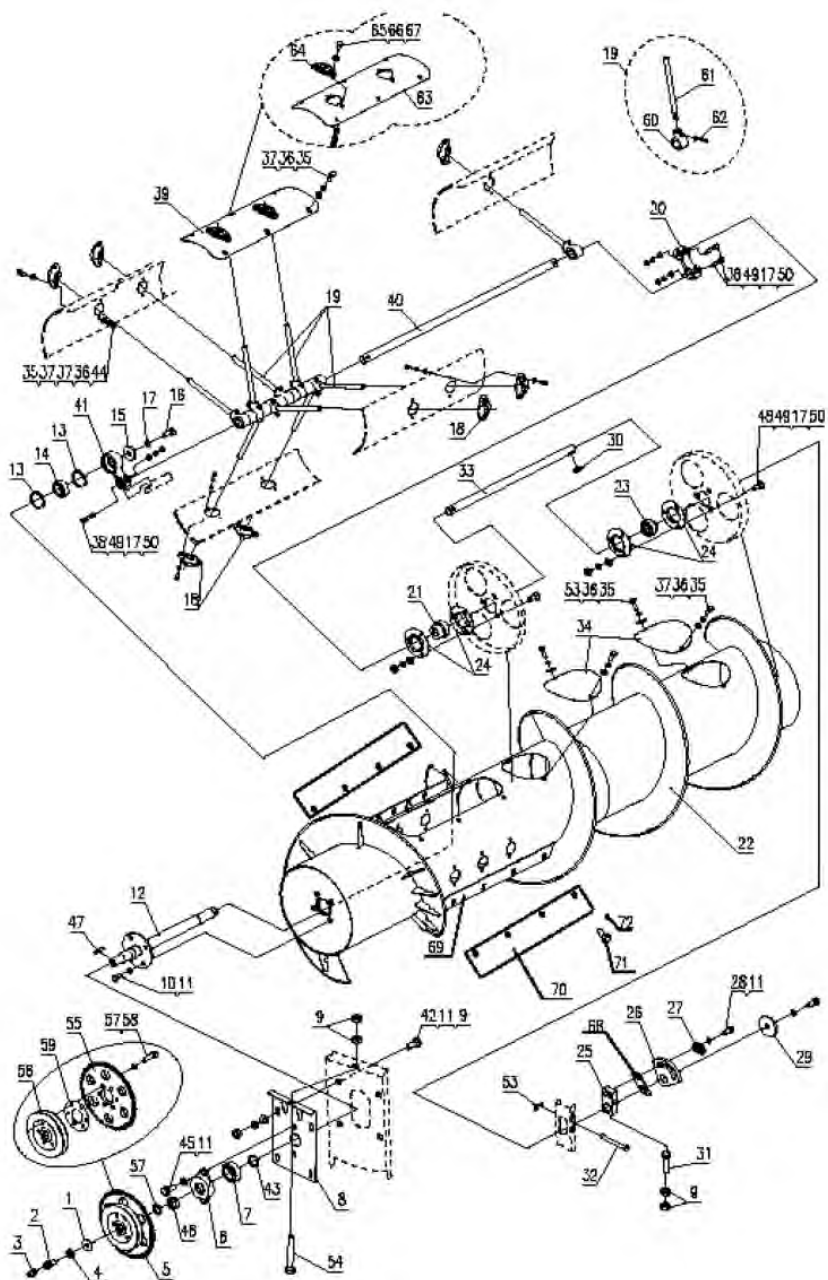
Reel Bar (Cut Width 2.0)-70781160				
Item	Description	No.s	Part Code	Remark
1	Reel Bar Weld II	1	70781162	
2	Reel Finger	6	70780006	

Eccentric Roller And Belt wheel weld Assembly-10300506



Eccentric Roller And Belt wheel weld Assembly-10300506				
Item	Description	No.s	Part Code	Remark
1	Sleeve	1	70780030	
2	Roller	1	70780031	
3	Circlip 37	2	10390042	
4	Roller Shaft	1	70780032	
5	Bearing 6301-2RS	1	10050169	
6	Washer 10	1	10270061	
7	Washer 10	1	10270064	
8	Nut M10	1	10280127	
9	Stamped belt wheel rivet welding	1	70780033	
10	Wheel Hub	1	70780034	
11	Bolt M6 x 12	6	10260531	
12	Washer 6	6	10270063	

Feed Auger Assembly(Cut Width 2.0)-70780018



Feed Auger Assembly(Cut Width 2.0)-70780018

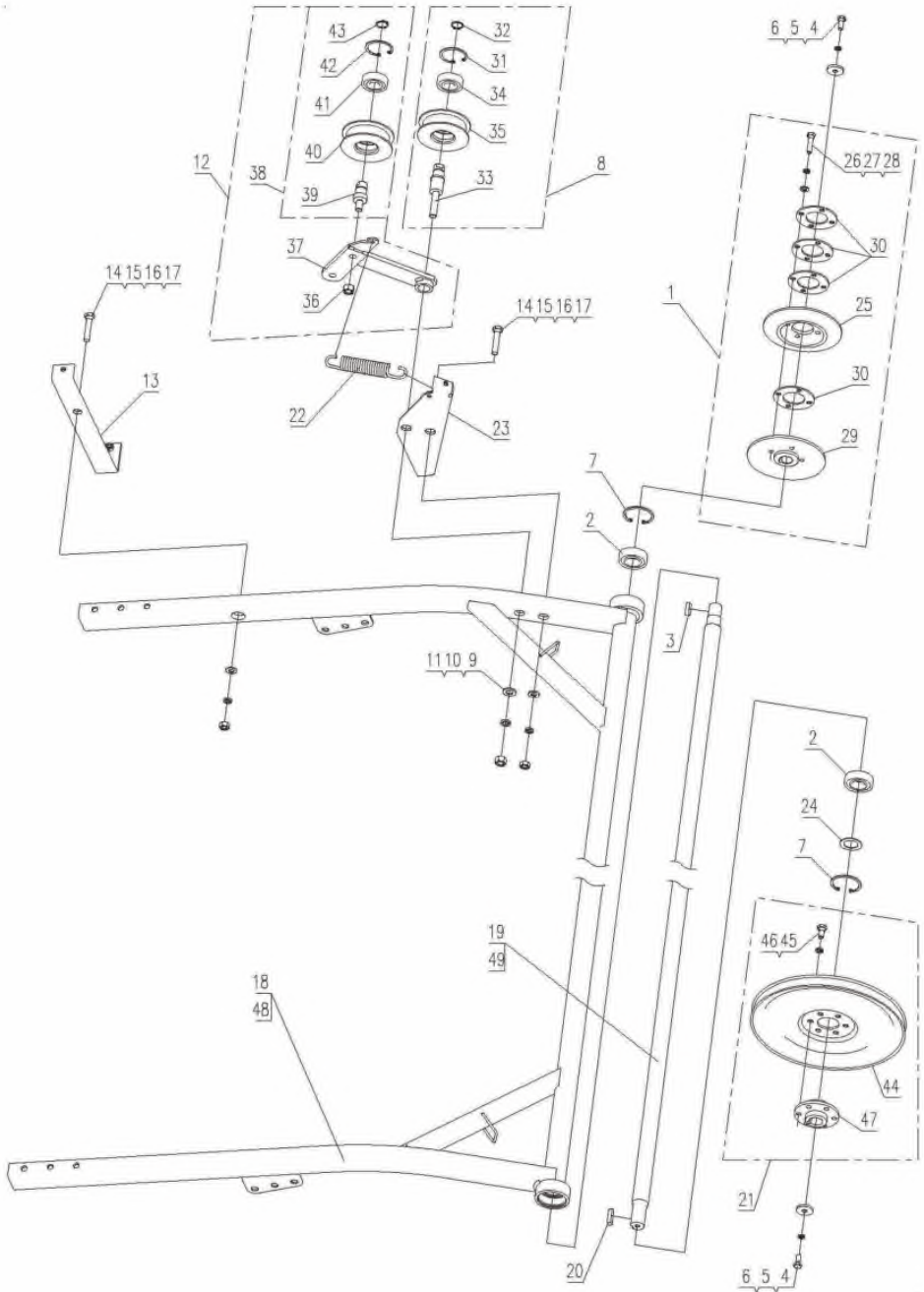
Item	Description	No.s	Part Code	Remark
1	Circlip(2)	1	10390046	
2	Bolt With Oil Hole	1	70780035	
3	Oil Cup M6	1	70780036	
4	Washer12	1	10270058	
5	Belt Wheel	1	70780037	
6	Bearing Seet	1	10300594	
7	Bearing1206	1	10050170	
8	Adjust Seat Weld	1	70780039	
9	Nut M10	6	10280127	
10	Bolt M10x20	4	10260535	
11	Washer10	12	10270064	
12	Driving Shaft Welding	1	10300592	
13	Circlip 52	2	10390047	
14	Bearing6205-2rs	1	10050171	
15	Circlip,shaft End	1	70780041	
16	Bolt M8x20	2	10260534	
17	Washer8	19	10270065	
18	Guide Sleeve,movable Bar	10	70780042	
19	Movable Bar	13	70780043	
20	Radius Bar	1	70780044	
21	Bearing390205	1	10050172	
22	Feed Auger	1	70781167	
23	Bearing90205	1	10050173	
24	Bearing Seat Cy205	4	70780046	
25	Slider, Feed Auger	1	70780047	
26	Adjustment Block	1	70780048	
27	Pressing Plate 1	1	70780049	
28	Bolt M10×30	2	10260536	
29	Circlip, Shaft End	1	10390048	
30	Key 8x28	1	70780050	
31	Bolt M10x40	1	10260537	
32	Latch	1	70780051	
33	Eccentric Adjustable Shaft	1	70781168	
34	Cover	3	70780053	
35	Bolt M6x20	34	10260538	
36	Washer6	34	10270063	
37	Washer6	34	10270066	

Feed Auger Assembly(Cut Width 2.0)-70780018

Item	Description	No.s	Part Code	Remark
38	Pin Shaft	3	70780054	
39	Long Cover	1	70780055	
40	Shaft For Movable Bar	1	70780056	
41	Radius Bar A	1	70780057	
42	Bolt M10x25	4	10260539	
43	Cushion	1	70780058	
44	Nutm6	12	10280177	
45	Bolt M10x25	2	10260540	
46	Pressing Sleeve	1	10300593	
47	Key C8x36	1	70780060	
48	Bolt M8x20	6	10260533	
49	Washer 8	6	10270060	
50	Nut M8	17	10280128	
51	Split Pin 3.2x20	1	70780061	
52	Bolt M10x80	1	10260541	
53	Washer6	2	10270067	
54	Adjusting Pad	A/R	70780062	
55	Chain Wheel	1	10300596	
56	Belt Pulley	1	10300595	
57	Screw M8x25	6	70780063	
58	Washer8	6	10270068	
59	Adjusting Pad	A/R	70780064	
60	Telescopic Seat	1	10300373	
61	Telescopic Teeth Rod	1	10300384	
62	Split Pin 5×45	1	70780067	
63	Long Cover	1	70781169	
64	Telescopic Guide	3	10300372	
65	Bolt M6×20	6	10260538	
66	Washer6	12	10270066	
67	Nutm6	12	10280129	
68	Cushion	1	70780069	
69	Plate Weld	2	70780070	
70	Pressing Plate	2	70780071	
71	Bolt M8×25	8	10260542	
72	Washer8	8	10270070	

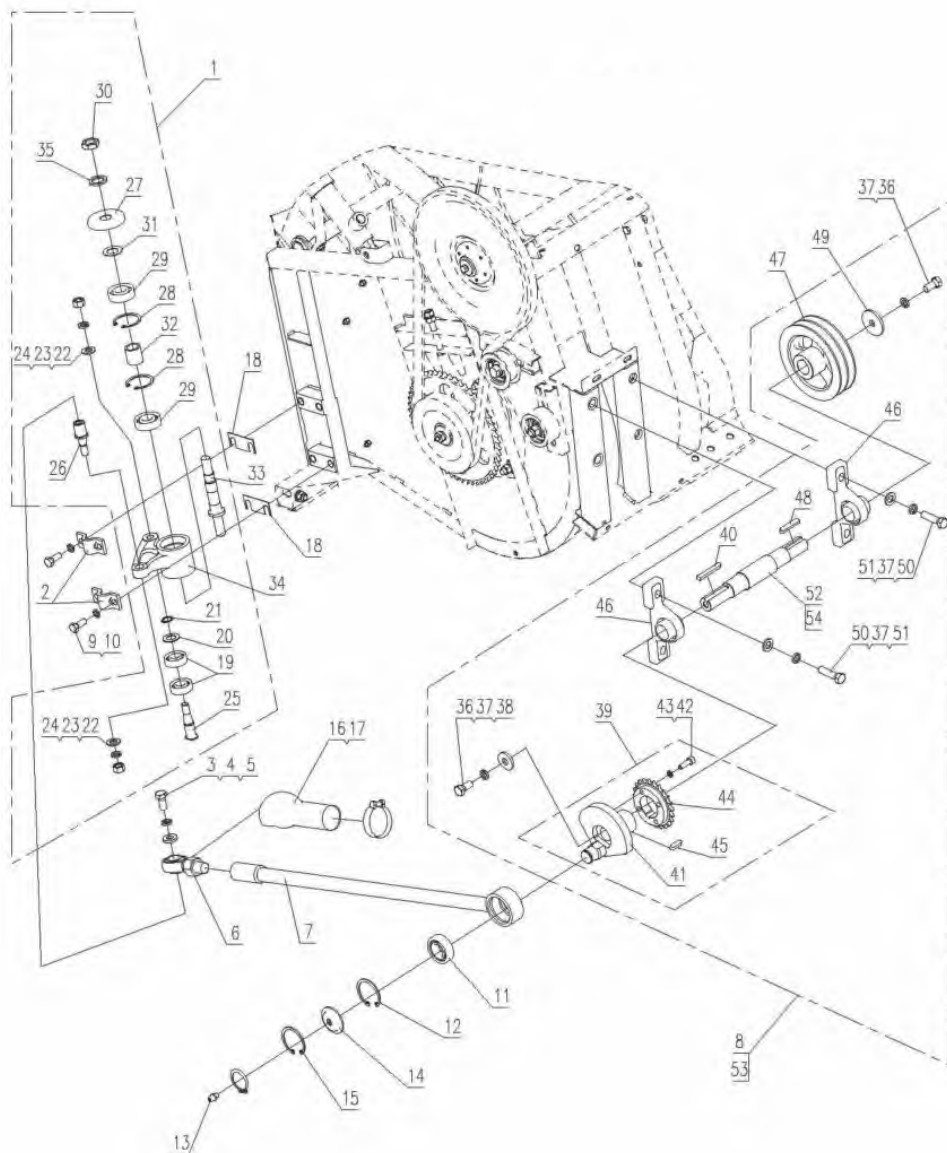
Cut Bar Assembly (Cut width 2.0)-70780129				
Item	Description	No.s	Part Code	Remark
1	Blade Guide A	1	70780072	
2	Left Conveyer Gear	1	10300606	
3	Bar	1	70781170	
4	Cut Bar	1	70781171	
5	Bolt M10x65	8	10260543	
6	Washer10	35	10270071	
7	Washer10	35	10270064	
8	Nut M10	35	10280127	
9	Right Conveyer Teeth	1	10300703	
10	Blade Guide B	11	10300443	
11	Bolt M8x18	5	10260544	
12	Washer8	9	10270072	
13	Washer8	7	10270056	
14	Nut M8	7	10280128	
15	Blade Guide C	1	10300444	
16	Bolt M8x25	2	10260542	
17	Friction Plate	1	70780077	
18	Cushion	2	70780078	
19	Adjusting Cushion	NEED	70780079	
20	Bolt M10x50	2	10260545	
21	Friction Plate	5	70780080	
22	Pressing Plate	1	70780081	
23	Boltm10x40	8	10260546	
24	Pressure Knife	4	70780082	
25	Bolt M10x30	19	10260547	
26	Washer10	9	10270059	
27	Rivet 5x22	2	70780083	
28	Cushion	1	70780084	
29	Rivet 5x26	2	70780085	
30	Connecting Plate	1	70780086	
31	Rivet5x20	5	70780087	
32	Connecting Block	1	70780088	
33	Rivet5x14	39	70780089	
34	Connecting Plate	4	70780090	
35	Rivet 5x18	8	70780091	
36	Blade	26	10300708	
37	Knife Rod	1	70781172	
38	Half Blade	1	70780094	
39	Bolt M10x70	1	10260548	

Trans. Assy, Transmission, Reel Bat Ass. (Cut Width 2.0 m)-70780416



Transmission, Reel Bat (Cut Width 2.0 m) -70780416				
Item	Description	No.s	Part Code	Remark
1	Belt Wheel,reel Speed	1	70780095	
2	Bearing 6205-2rs	2	10050174	
3	Key C8x25	1	70780096	
4	Bolt M8x20	2	10260534	
5	Washer8	2	10270056	
6	Circlip,shaft End	2	10390049	
7	Circlip52	2	10390050	
8	Fixed Tension Roller	1	70780097	
9	Washer12	1	10270057	
10	Washer12	1	10270058	
11	Nut M12	1	10280126	
12	Movable Tension Roller	1	70780098	
13	Front Fixed Seat	1	70780099	
14	Bolt M10x50	2	10260549	
15	Washer10	2	10270071	
16	Washer10	2	10270064	
17	Nut M10	2	10280127	
18	Support Frame	1	70780100	
19	Bracket Rotary Shaft Welding	1	10300597	
20	Key C8x32	1	70780017	
21	Reel Belt Wheel	1	70780101	
22	Spring	1	10210034	
23	Rear Fixed Seat	1	70780102	
24	Adjusting Pad	A/R	70780103	
25	Sub Transmission Wheel	1	70780104	
26	Bolt M8x35	4	10260550	
27	Washer M8	4	10270073	
28	Washer M8	4	10270074	
29	Fixed Wheel	1	70780105	
30	Adjusting Pad	4	70780106	
31	Circlip 47	1	10390051	
32	Circlip, Shaft 20	1	10390052	
33	Shaft,tension Wheel	1	70780107	
34	Bearing 6204-2rs	1	10050175	
35	Tension Wheel	1	70780108	
36	Nut M12	1	10280126	
37	Movable Frame	1	70780109	
38	Movable Tension Wheel	1	70780110	
39	Shaft,tension Wheel	1	70780111	
40	Movable Tension Wheel	1	70780112	
41	Bearing6204-2rs	1	10050176	
42	Circlip47	1	10390053	
43	Circlip, Shaft 20	1	10390056	
44	Pressing Belt Wheel Weld	1	70780113	
45	Bolt M6x12	6	10260531	
46	Washer6	6	10270063	
47	Wheel Hub	1	70780034	
48	Support Frame	1	70780114	
49	Bracket Rotary Shaft Welding	1	10300598	

Driven Mechanism, Knife Cutting-70781158



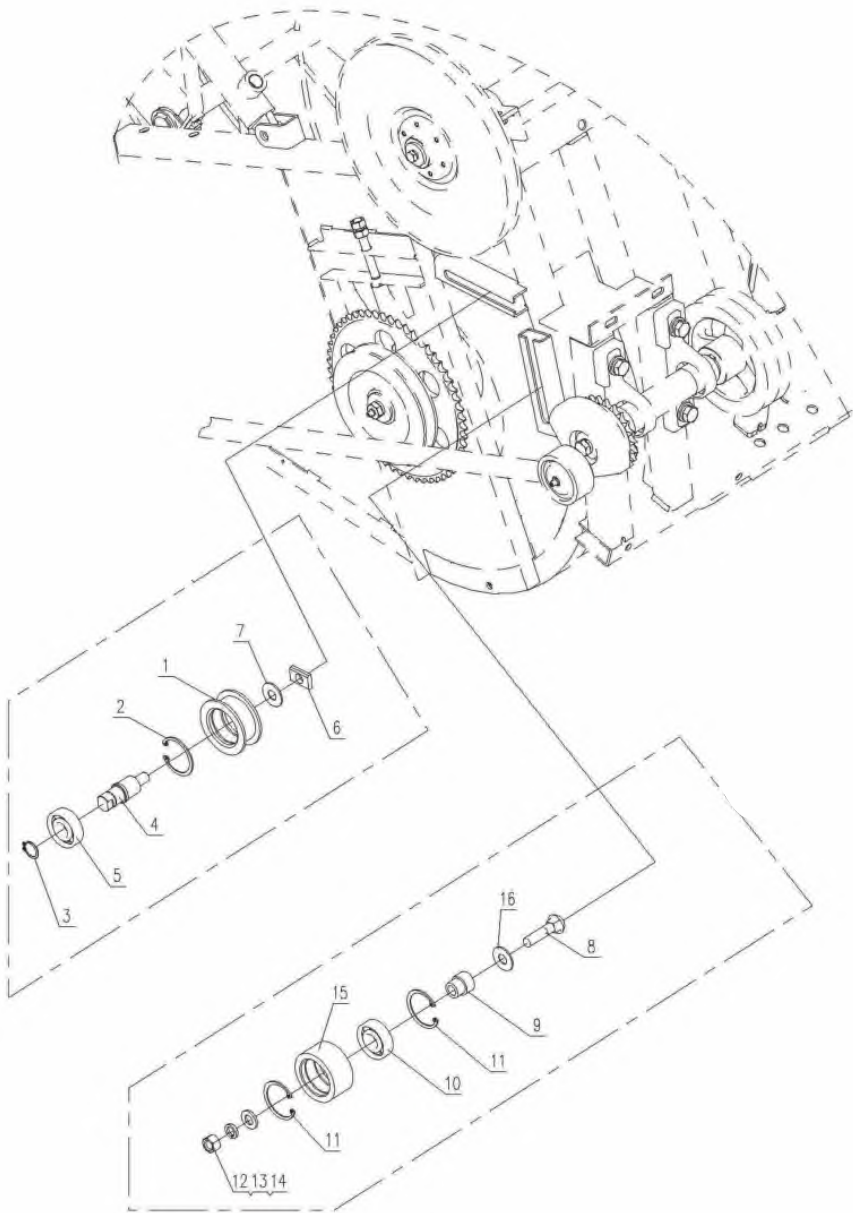
Driven Mechanism, Knife Cutting-70781158

Item	Description	No.s	Part Code	Remark
1	Upper Swing Lever Ass	1	70780728	
2	Pressing Plate	2	70780115	
3	Bolt M12×25	1	10260551	
4	Washer 12	1	10270058	
5	Pressing Plate(II)	1	70780116	
6	Lubricating rod end Joint Bearing	1	10300375	
7	lift blade rod assy	1	10300585	
8	Lower Swing Ass	1	70780735	
9	Bolt M10×25	4	10260540	
10	Washer 10	4	10270075	
11	Bearing 1205	1	10050178	
12	Circlip 52	2	10390047	
13	Oil Cup M6	1	70780036	
14	Dustproof Cover	1	70780117	
15	Circlip 25	1	10390054	
16	Sheath	1	70780118	
17	Hose Clamp ø30-40	1	70780119	
18	Adjusting Pad	A/R	70780120	
19	Bearing 6203-2RS	2	10050179	
20	Mud Cap	1	70780121	
21	Circlip 17	1	10390055	
22	Washer 12	2	10270058	
23	Washer 12	2	10270057	
24	Nut 12	2	10280131	
25	Pin Shaft	1	10300505	
26	Core Shaft	1	10300601	
27	Dustproof Cover	1	70780123	
28	Circlip 47	2	10390051	

Driven Mechanism, Knife Cutting-70781158

Item	Description	No.s	Part Code	Remark
29	Bearing 6204-rs	2	10050180	
30	Nut M18x1.5	1	10280132	
31	Middle Spacer	1	70780124	
32	Sleeve	1	70780125	
33	Rod Shaft	1	10300599	
34	Lift Blade Rod	1	10300600	
35	Sleeve	1	70780126	
36	Bolt M12×25	2	10260552	
37	Washer 12	6	10270058	
38	Pressing Plate	1	70780127	
39	Eccentric Crank Ass	1	10300602	
40	Key C8×56	11	70780128	
41	Crank Seat	1	10300604	
42	Inner Hexagonal Screw M8×25	4	70780130	
43	Washer 8	4	10270056	
44	Chain Wheel	1	10300603	
45	Key A10×25	1	70780131	
46	Bearing Ucp206	2	10300494	
47	Feeder Frame Passive Pulley	1	10300605	
48	Key C8×45	1	70780132	
49	Pressing Plate	1	70780133	
50	Bolt M12×40	4	10260553	
51	Washer 12	4	10270057	
52	Shaft	1	70780134	
53	Bridge Ass	1	70780632	
54	Shaft	1	10300395	

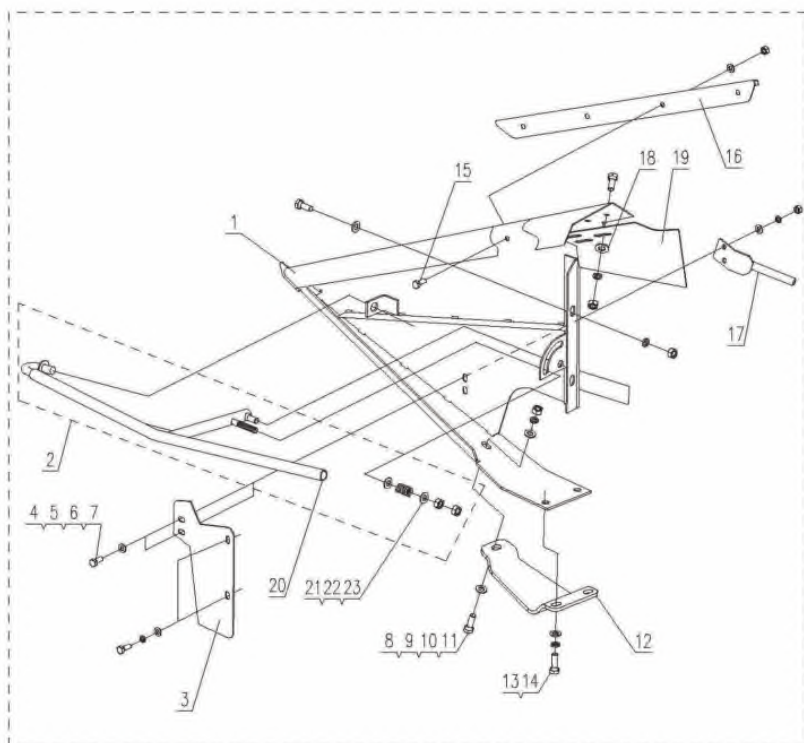
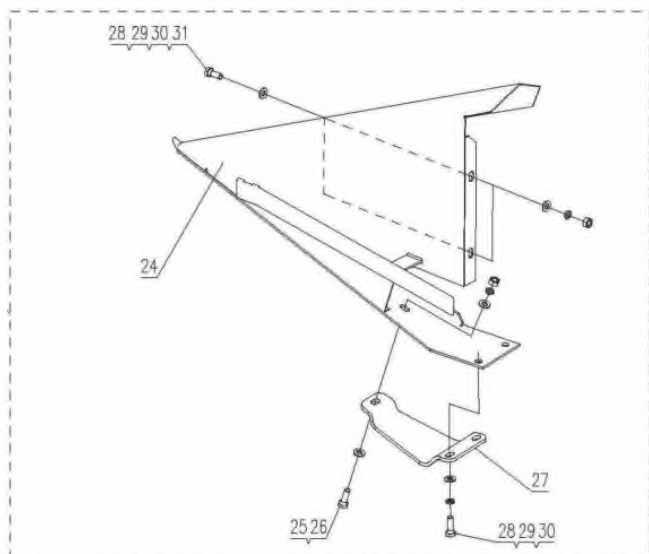
Tension Roller of Header Transmission & Tension Roller Assy.-70780629



Tension Roller of Header Transmission & Tension Roller Assy.-70780629

Item	Description	No.s	Part Code	Remark
1	Tension Wheel	1	70780135	
2	Circlip 47	1	10390051	
3	Circlip, Shaft 20	1	10390056	
4	Shaft, Tension Wheel	1	70780136	
5	Bearing 6204-2RS	1	10050176	
6	Nut	1	10280133	
7	Adjusting Pad	A/R	70780137	
8	Bolt M12×50	1	10260554	
9	Sleeve	1	70780138	
10	Bearing 6204-2RS	1	10050176	
11	Circlip 47	2	10390051	
12	Nut M12	1	10280126	
13	Washer 12	1	10270058	
14	Washer 12	1	10270057	
15	Nylon Tension Wheel	1	70780139	
16	Adjusting Pad	A/R	70780140	

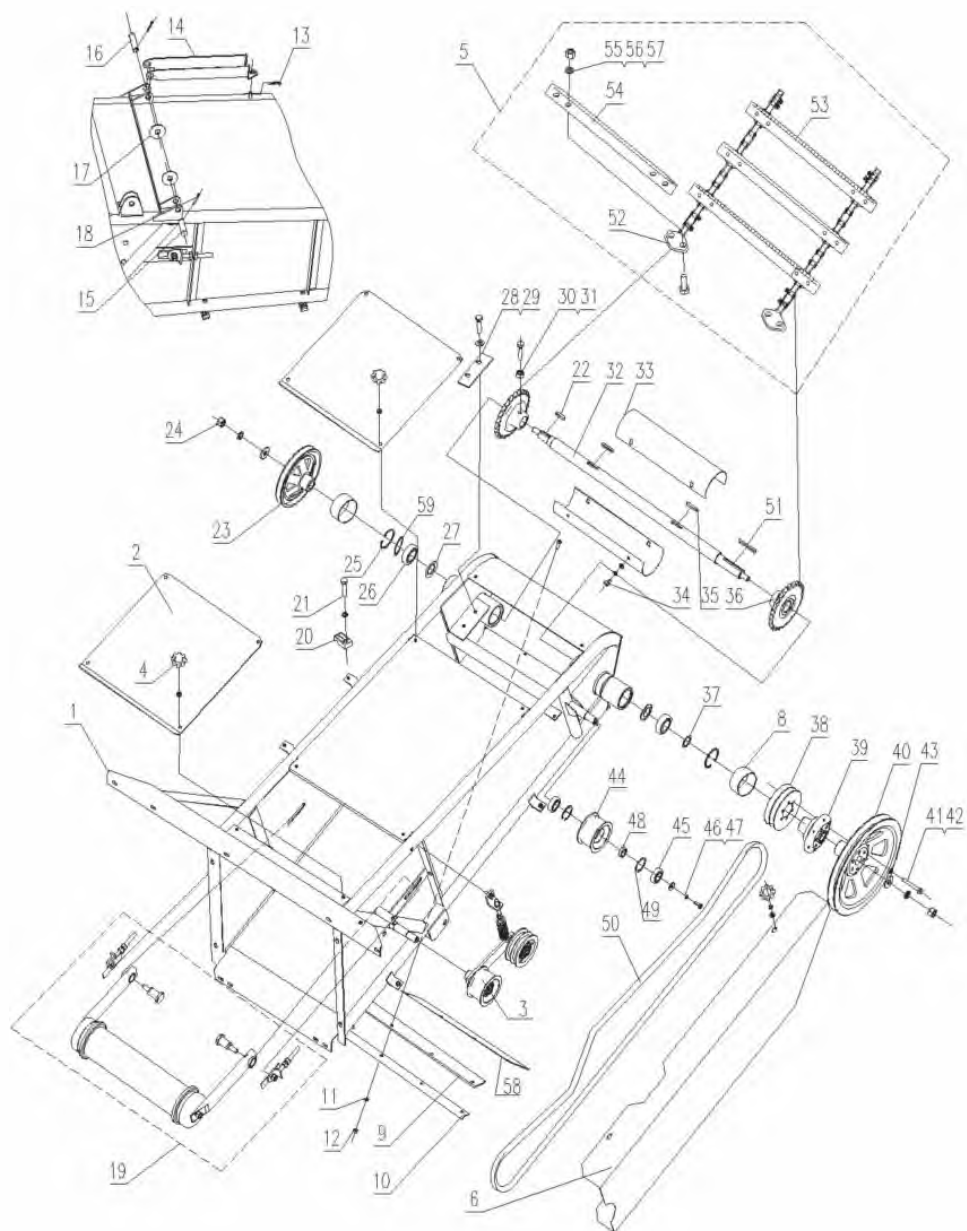
Left & Right Crop Divider-70780630 & 70781156



Left & Right Crop Divider-70780630 & 70781156

Item	Description	No.s	Part Code	Remark
1	Left Crop Divider	1	70780141	
2	Movable Rod	1	70780142	
3	Connecting Plate	1	70780143	
4	Bolt M8×20	4	10260534	
5	Washer 8	8	10270072	
6	Washer 8	11	10270056	
7	Nut M8	9	10280128	
8	Bolt M10×30	2	10260555	
9	Washer 10	3	10270059	
10	Washer 10	5	10270075	
11	Nut M10	3	10280127	
12	Plate	1	70780144	
13	Washer 10	4	10270071	
14	Washer 10	4	10270064	
15	Bolt M8×18	4	10260556	
16	Straw Board	1	70780145	
17	Grass Guide Rod	1	70780146	
18	Washer 8	3	10270070	
19	Plate	1	70780147	
20	Movable Rod	1	70780148	
21	Washer 10	1	10270071	
22	Nut M10	2	10280127	
23	Spring	1	10210035	
24	Right Crop Divider	1	70780149	
25	Bolt M10×30	1	10260555	
26	Washer 10	2	10270059	
27	Plate	1	70780144	
28	Bolt M10×25	4	10260540	
29	Washer 10	6	10270060	
30	Washer 10	4	10270064	
31	Nut M10	2	10280127	

Conveyor Assembly-70780636



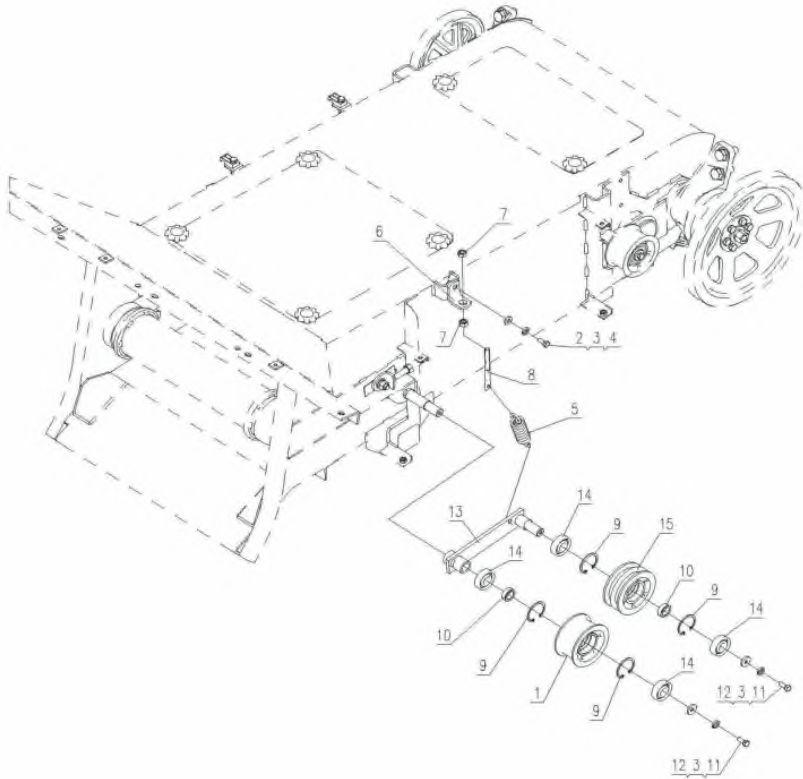
Conveyor Assembly-70780636

Item	Description	No.s	Part Code	Remark
1	Conveyor Housing	1	70780150	
2	Upper Cover	2	70780151	
3	Tension Wheel Ass	1	70780637	
4	Bolt	12	10260557	
5	Conveyor Chain Ass	1	70780638	
6	Cover	1	70780152	
7	Washer 16	2	10270076	
8	Shaft Sleeve	2	70780153	
9	Canvas	1	70780154	
10	Pressing Plate	1	70780155	
11	Washer 8	22	10270068	
12	Nut M8	4	10280128	
13	Latch	1	70780156	
14	Oil Cylinder Lock	1	70780157	
15	Pin Shaft B16×65	1	70780158	
16	Pin Shaft B16×75	1	70780159	
17	Washer 16	2	10270077	
18	Split Pin 4×30	2	70780160	
19	Driven Roller Ass	1	70780639	
20	Pipe Clamp	4	70780161	
21	Bolt M8×30	2	10260558	
22	Key 8×36	1	70780162	
23	Right Driven Wheel	1	70780163	
24	Nut M16×1.5	2	10280134	
25	Circlip 62	2	10390057	
26	Bearing 6206-2RS	2	10050182	
27	Dust shield	2	70780164	
28	Plate	2	70780165	
29	Washer 8	20	10270078	

Conveyor Assembly-70780636

Item	Description	No.s	Part Code	Remark
30	Tighten Bolt	2	10260559	
31	Nut M10×1	2	10280130	
32	Upper Shaft	1	70780166	
33	Socket Welding	2	70780167	
34	Screw M8×16	4	70780168	
35	Key A8×45	2	70780169	
36	Chain Wheel, Conveyor	2	70780170	
37	Adjusting Pad	A/R	70780171	
38	Header Driving Wheel	1	10300684	
39	Left Driven Wheel Hub	1	10300685	
40	Left Driven Wheel	1	10300382	
41	Bolt M10×70	6	10260548	
42	Washer 10	6	10270075	
43	Circlip	2	10390058	
44	Tension Wheel	1	70780173	
45	Bearing 6204-RS	2	10050180	
46	Circlip	1	10390059	
47	Bolt M8×20	12	10260534	
48	Shaft Sleeve	1	70780174	
49	Circlip 47	2	10390053	
50	Belt, Conveyor	2	10610020	
51	Key 8X70	1	70780176	
52	Chain C2060-79	2	70780177	
53	Hanging Plate B	9	10300686	
54	Hanging Plate	10	70780178	
55	Bolt M10×20×1.25	76	10260560	
56	Washer 10	76	10270064	
57	Nut 10×1.25	76	10280135	
58	Canvas	1	70780179	
59	Adjusting Washer	A/R	10270079	

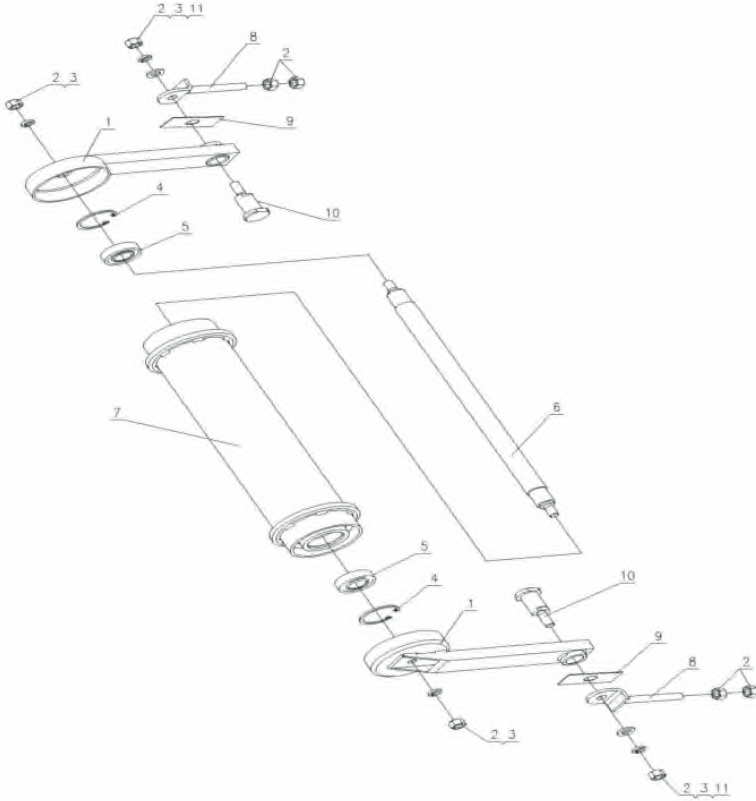
Tension Wheel Assembly ,Conveyor-70780637



Tension Wheel Assembly ,Conveyor-70780637

Item	Description	No.s	Part Code	Remark
1	Tension Wheel	1	70780173	
2	Bolt M8×25	1	10260542	
3	Washer 8	3	10270056	
4	Washer 8	1	10270072	
5	Spring	1	10210036	
6	Seat Board, Spring	1	70780180	
7	Nut M10	2	10280136	
8	Bolt	1	10260561	
9	Hole Circlip 47	4	10390051	
10	Shaft Sleeve	2	70780174	
11	Bolt M8×20	2	10260562	
12	Circlip	2	10390059	
13	Tension WheelFrame	1	70780181	
14	Bearing 6204-RS	4	10050180	
15	Tension Wheel	1	70780182	

Driven Roller Assembly ,Conveyor-70780639

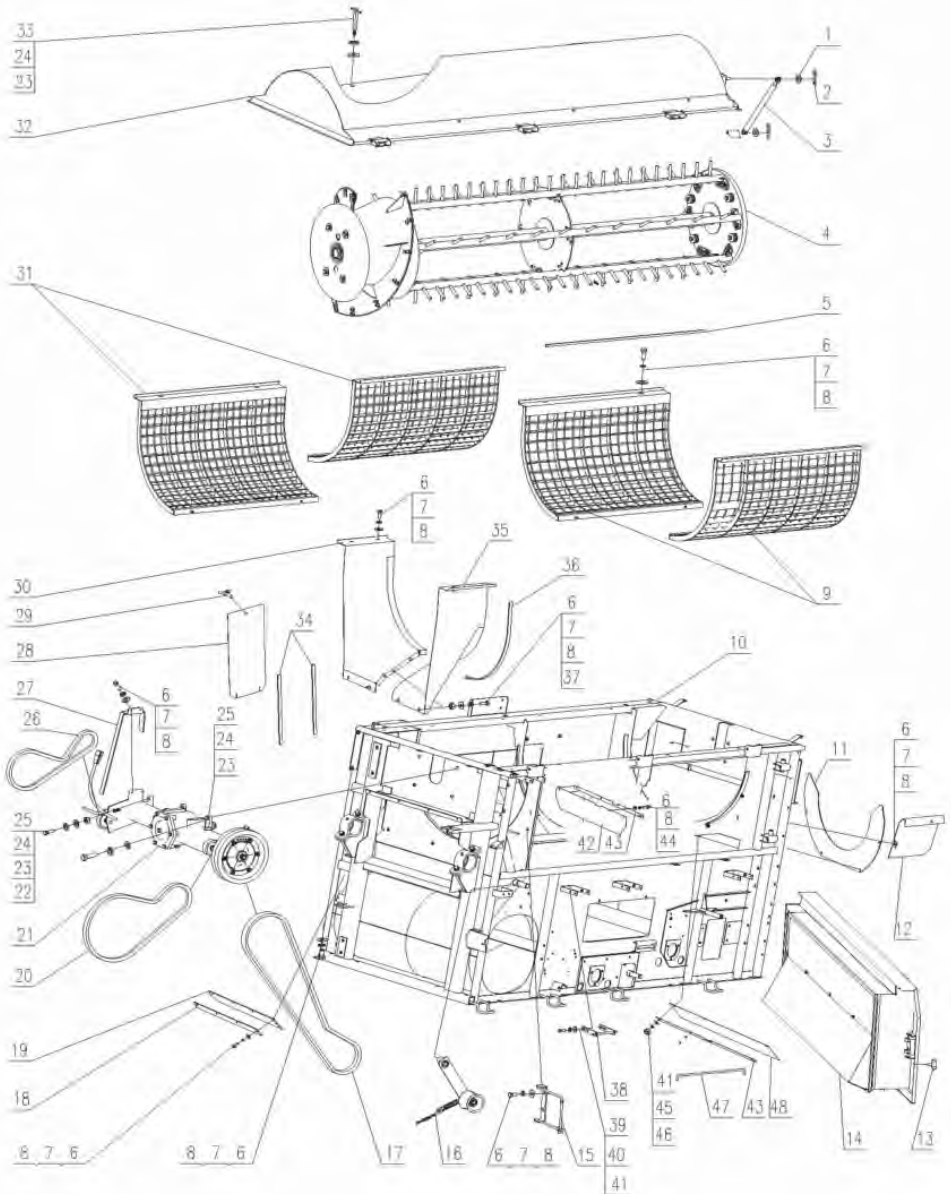


Driven Roller Assembly ,Conveyor-70780639

Item	Description	No.s	Part Code	Remark
1	Support Frame Weld	2	70780183	
2	Nut M12	8	10280126	
3	Washer 12	4	10270080	
4	Circlip 52	2	10390047	
5	Bearing 6205-2RS	2	10050174	
6	Shaft	1	70780184	
7	Driven Roller Weld	1	70780185	
8	Adjustment Bolt welding	2	10300676	
9	Plate	2	70780187	
10	Short Shaft	2	70780188	
11	Washer 12	2	10270057	

Thresher

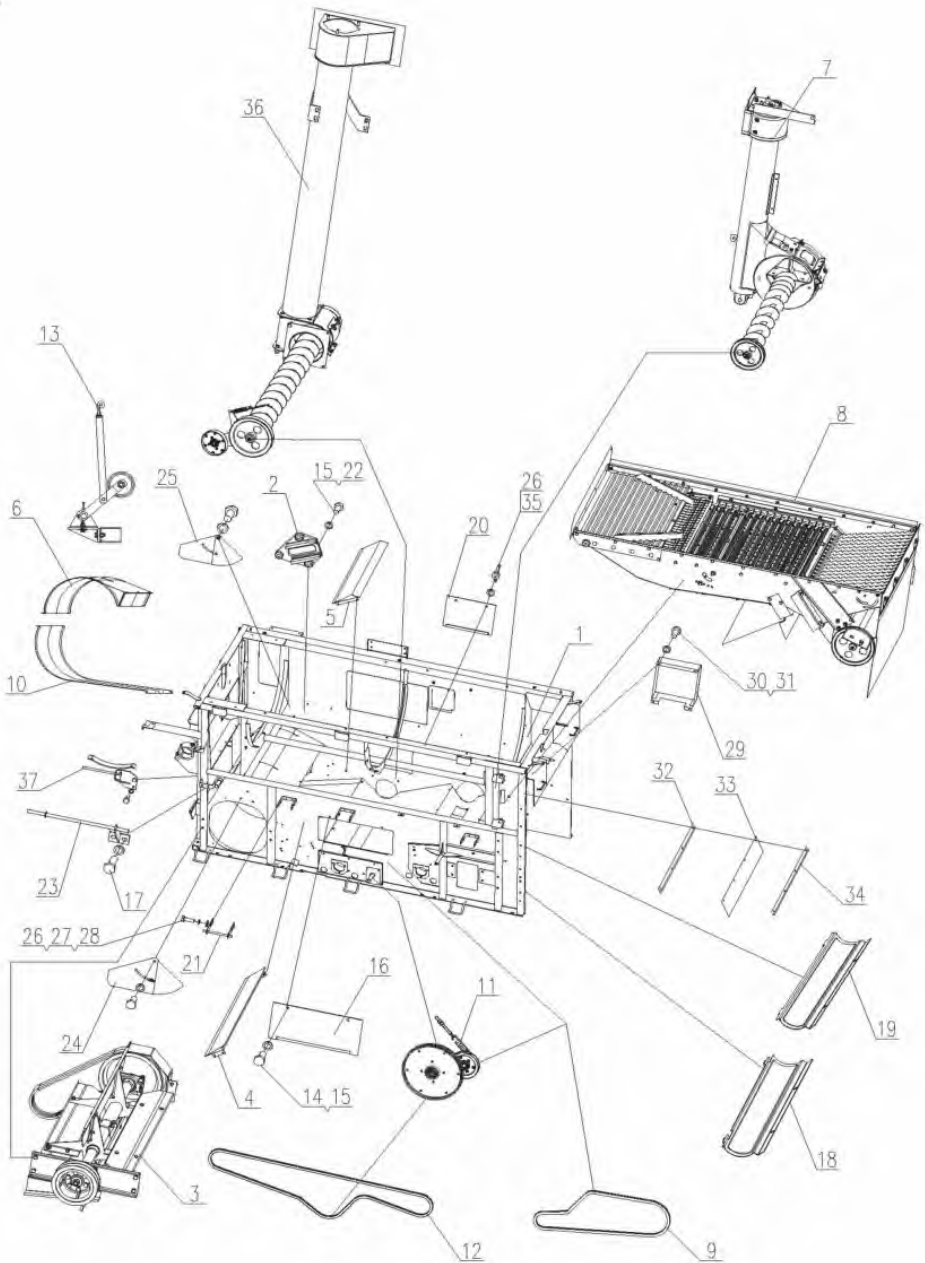
Thresher Assy-1-70780641



Thresher Assy-1-70780641

Item	Description	No.s	Part Code	Remark
1	Washer 10	2	10270081	
2	Latch	2	70780189	
3	Air Brake	1	70780190	
4	Thresher Cylinder Assy	1	70780643	
5	Sealed Cushion	1	70780191	
6	Bolt M8×20	64	10260563	
7	Washer 8	58	10270082	
8	Washer 8	68	10270083	
9	Left Rear Concave Sieve	2	10300638	
10	Threshing Frame Weld	1	70780193	
11	Plate	1	70780194	
12	Grass Discharge Plate Weld	1	70780195	
13	Bolt	1	10260564	
14	Side Cover Assy	1	70780644	
15	Frame, Side Cover Assy	1	70780645	
16	Driving Tension Roller	1	70780646	(Cast Tension Wheel)
	Driving Tension Roller	1	70780647	(Fordging Tension Wheel)
17	C Type Belt Fan-gearbox	2	10300449	
18	Pressing Plate	1	70780197	
19	Dust shield Plate	1	70780198	
20	SC Type belt Gearbox -Upper Shaft	1	10610026	
21	Threshing Sleeve Driving Gear Wheel	1	10300655	
22	Nut M12×1.25	2	10280137	
23	Washer 12	17	10270084	
24	Washer 12	17	10270085	
25	Bolt M12×40×1.25	8	10260565	
26	Belt, Reverse	1	10300450	
27	Cover	1	70780201	
28	Plate Right	1	70780202	
29	Screw Weld	1	70780203	
30	Right Inlet Weld	1	10300635	
31	Rear Side Front Concave Sieve	2	10300636	
32	Thresher Cover	1	70780205	
33	Bolt	3	10260566	
34	Sealed Cushion	2	70780206	
35	Right Inlet Weld	1	10300637	
36	Sealed Cushion	2	70780207	
37	NutM8	2	10280138	
38	Frame Weld	1	70780208	
39	Bolt M6×16	6	10260567	
40	Washer 6	2	10270086	
41	Washer 6	6	10270063	
42	Canvas (Front)	1	70780209	
43	Pressing Plate	2	70780210	
44	Washer 8	4	10270088	
45	Washer 6	4	10270089	
46	Nut M6	4	10280139	
47	Support Bar	1	70780211	
48	Sealed Cushion	1	70780212	

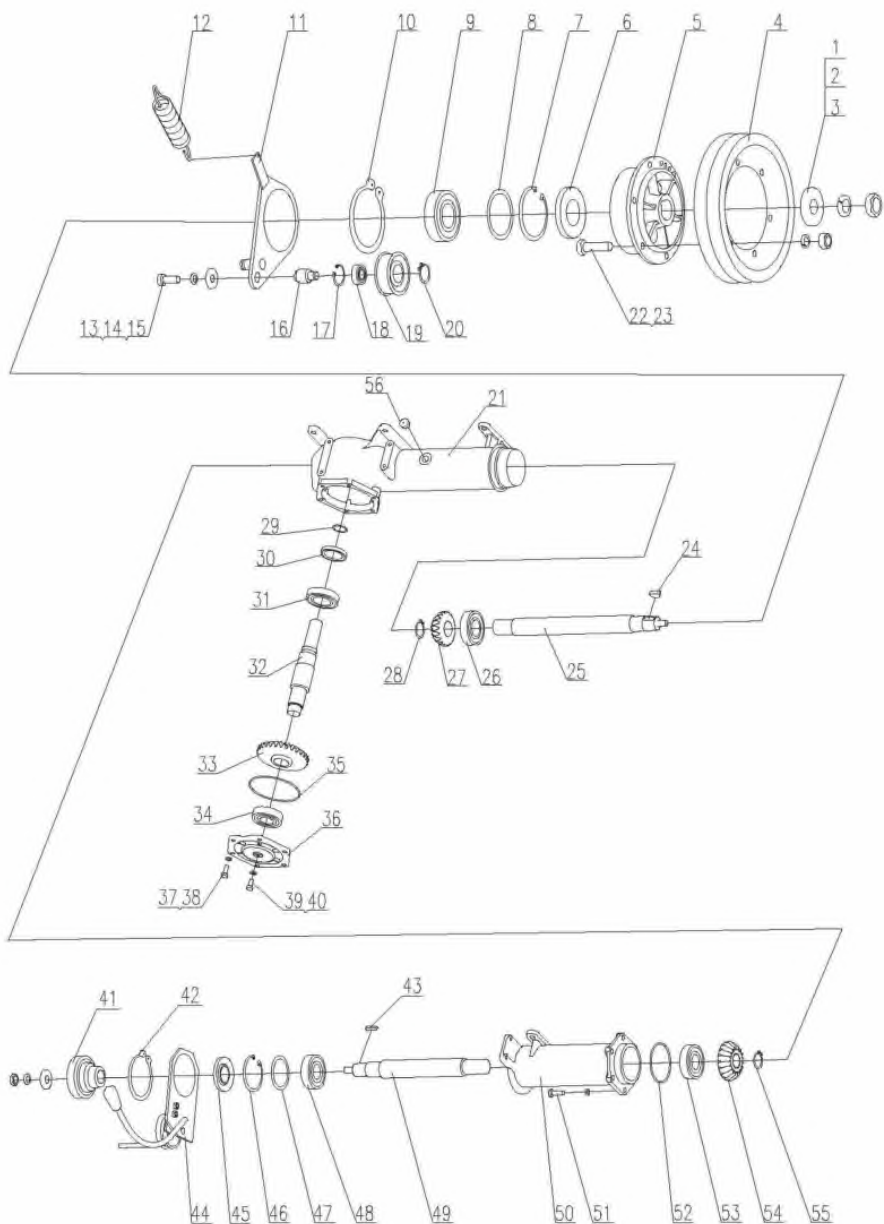
Thresher Assy-2-70780642



Thresher Assy-2-70780642

Item	Description	No.s	Part Code	Remark
1	Thresher Frame Weld	1	70780254	
2	Plate (Shaking Sieve)	2	70780255	
3	Fan Assy	1	70780652	Old
	Fan Assy	1	70780653	New
4	Plate Weld (Wd2)	1	70780256	
5	Plate Weld (Wd1)	1	70780257	
6	Fan Upper Cover Weld	1	70780258	
7	Impurity Auger Assy	1	70780654	
8	Vibrating Sieve Asy.	1	70780655	
9	Belt (B-1900)	1	70780259	
10	Fan Low Cover Weld	1	70780260	
11	Tension Wheel Assy	1	70780656	
12	Belt Fan-Auger (B3020)	1	10610021	
13	Clutch Tension Roller Assy	1	70780657	Old
	Main Clutch Tension Assy	1	10300643	New
14	Bolt M8×18	2	10260580	
15	Washer 8	19	10270101	
16	Plate for Maintenance (Left)	1	70780262	
17	Bolt M8×25	8	10260581	
18	Bottom Plate, Seed	1	70780263	
19	Bottom Plate, Impurity	1	70780264	
20	Plate for Maintenance (Right)	1	70780265	
21	Frame Weld	3	70780208	
22	Bolt M8×1×18	6	10260582	
23	Frame Weld	1	70780266	
24	Air Regulate Plate Assy, Left	1	70780659	
25	Air Regulate Plate Assy, Right	1	70780660	
26	Washer 6	6	10270063	
27	Bolt M6×18	10	10260583	
28	Washer 6	14	10270103	
29	Cover (Shake, Right)	1	10150039	
30	Washer 6	14	10270063	
31	Bolt M6×12	4	10260584	
32	Plate (Bolt Box)	1	70780267	
33	Sealed Cushion (2)	1	70780268	
34	Plate (Bolt Box)	1	70780269	
35	Nut M6	2	10280145	
36	Seed Auger Assy	1	70780661	Big Grain Tank
	Seed Auger Assy	1	70780662	Small Grain Tank
	Seed Auger Assy	1	70780663	Big Grain Tank with Horizontal Discharge pipe
37	Support Frame	1	70780270	

Gear Box Assy (Front of Thresher)-10300655



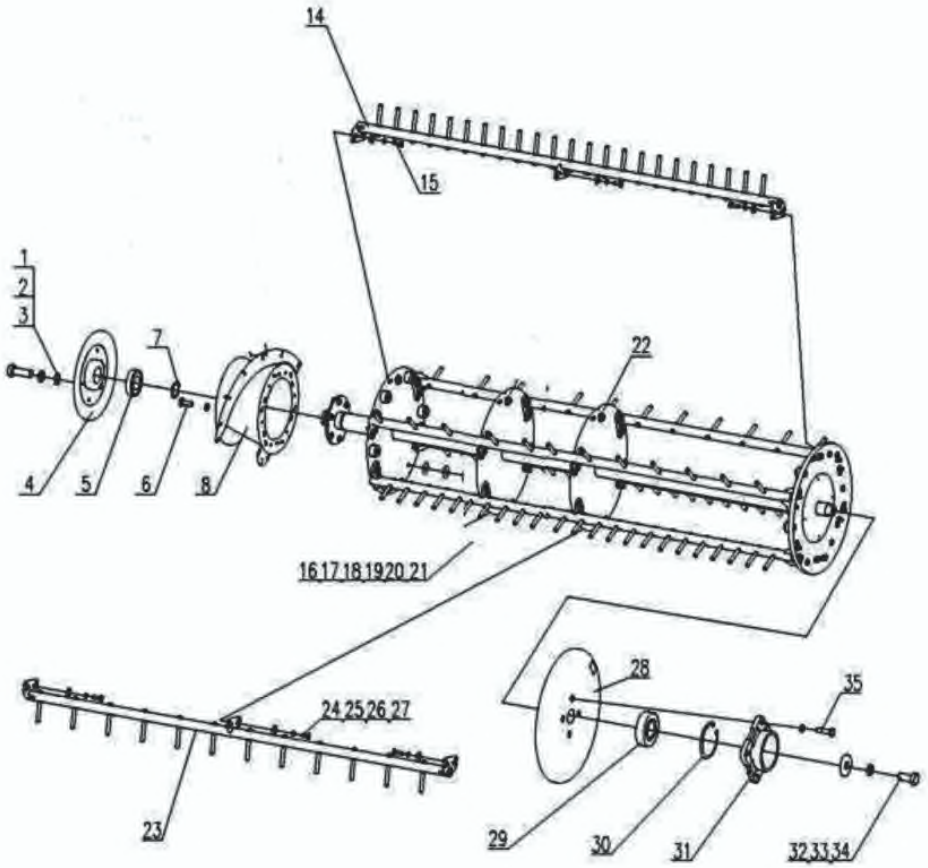
Gear Box Assy (Front of Thresher)-10300655

Item	Description	No.s	Part Code	Remark
1	Circlip 17-45	2	10390065	
2	Cushion 16	2	70780229	
3	Nut M16×1.5	2	10280143	
4	Driving Belt Pulley	1	70780230	
5	Second Belt Pulley	1	70780231	
6	Oil Seal 40×90×10	1	10010110	
7	Circlip 90	1	10390066	
8	Adjust Washer	A/R	10270097	
9	Bearing 6308-RS	1	10050188	
10	Circlip 110	1	10390067	
11	Tension Arm	1	70780232	
12	Spring	1	10210039	
13	Bolt M8×20	1	10260575	
14	Circlip 8	1	10390068	
15	Circlip 8	1	10390069	
16	Shaft	1	70780233	
17	Circlip 35	1	10390070	
18	Bearing 6202-2RS	1	10050189	
19	Roller	1	70780234	
20	Circlip 15	1	10390071	
21	Left Housing	1	70780235	
22	Hexagon Head Bolt M10×35	6	10260576	
23	Nut M10	6	10280144	
24	Key 10×32	1	70780236	
25	Drive Transmission Shaft	1	70780237	
26	Bearing`6308	1	10050190	
27	Driving Bevel Gear	1	70780232	
28	Circlip 40	1	10390072	

Gear Box Assy (Front of Thresher)-10300655

Item	Description	No.s	Part Code	Remark
29	O Ring 33.5×2.65	1	70780239	
30	Oil Seal 45×68×10	1	10010111	
31	Bearing 6209	1	10050191	
32	Driven Shaft	1	10300639	
33	Driven Bevel Gear	1	70780240	
34	Bearing 6307	1	10390073	
35	O Ring 132×3.55	1	70780241	
36	Cover, Gear Box	1	70780242	
37	Bolt M10×25	6	10260577	
38	Washer 10	18	10270098	
39	Bolt M10×1	2	10260578	
40	Sealed Washer 10	2	10270099	
41	Belt Pulley	1	70780243	
42	Circlip 100	1	10390074	
43	Round Head Key 7×30	1	70780244	
44	Handle Assy	1	70780649	With Cabin
	Handle Assy	1	70780650	Without Cabin
45	Oil Seal 35×80×11	1	10010112	
46	Circlip 80	1	10390075	
47	Adjust Washer	1	10270100	
48	Bearing 6307-RS	1	10050192	
49	Reverse Shaft	1	70780245	
50	Right Housing	1	70780246	
51	Bolt M10×30	6	10260579	
52	O Ring 87.5×3.55	1	10460005	
53	Bearing6307	1	10050193	
54	Driven Bevel Gear	1	70780247	
55	Circlip 35	1	10390076	

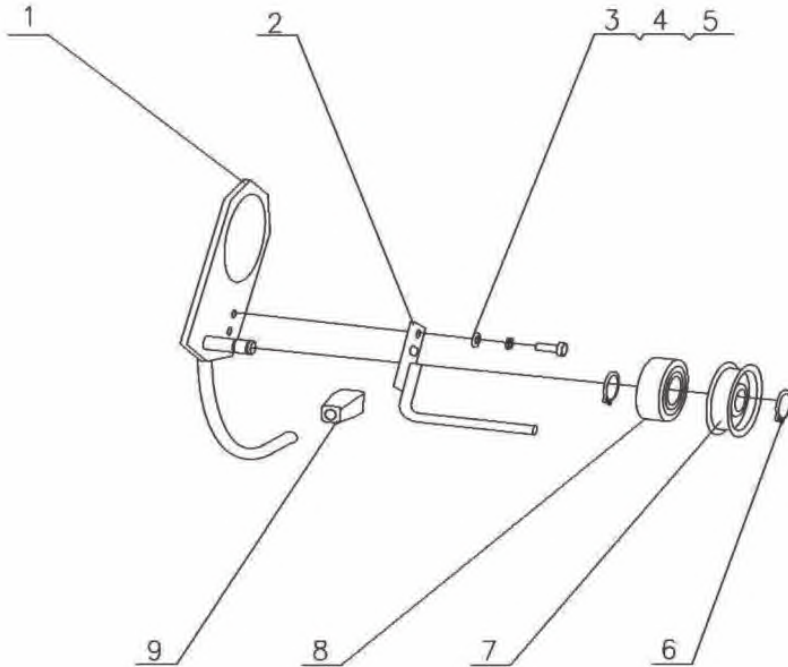
Thresher - 70781076



Thresher - 70781076

Item	Description	No.s	Part Code	Remark
1	Bolt M12×35×1.25	4	10260568	
2	Washer 12	4	10270090	
3	Washer 12	4	10270085	
4	Spider Weld	1	70780213	
5	Bearing 6210-2RS	1	10300376	
6	Bolt M10×25×1.25	6	10260569	10.9
7	Shaft Circlip 50	1	10390060	
8	Feed Auger, Thresher	1	70780214	
14	Gear plate Welding	3	10300668	
15	Bolt M10×30×1.25	12	10260570	10.9
16	Balance Weight 1	A/R	70780215	
17	Balance Weight 2	A/R	70780216	
18	Balance Weight 3	A/R	70780217	
19	Balance Weight 4	A/R	70780218	
20	Balance Weight 5	A/R	70780219	
21	Balance Weight 6	A/R	70780220	
22	Shaft Weld	1	70780221	
23	Gear plate Welding	3	10300667	
24	Bolt M10×25×1.25	48	10260569	10.9
25	Washer 10	70	10270091	
26	Washer 10	60	10270092	
27	Nut M10×1.25	24	10280140	
28	Rear Spider Weld	1	70780222	
29	Bearing 6307-2RS	1	10050184	
30	Hole Circlip 80	1	10390061	
31	Rear BearingSeat	1	70780741	
32	Circlip	1	10390099	
33	Bolt M16×35×1.5	1	10260571	
34	Washer 16	1	10270093	
35	Bolt M10×35×1.25	4	10260572	

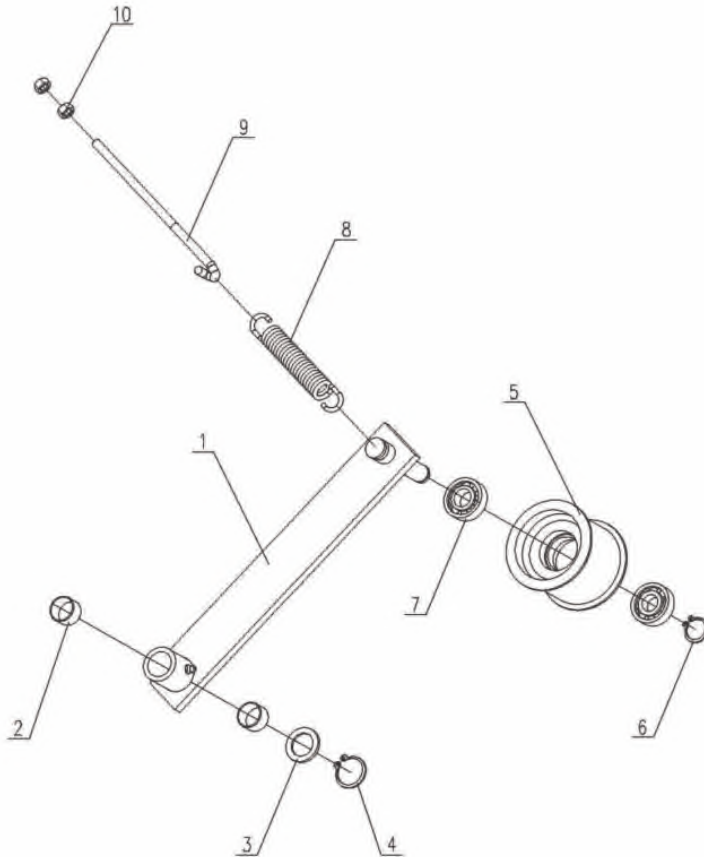
Handle Assy (For Double Drive)-70780651



Handle Assy (For Double Drive)-70780651

Item	Description	No.s	Part Code	Remark
1	Handle Weld	1	70780248	Without Cabin
	Handle Weld	1	70780249	With Cabin
2	Lever (2.ThrottleCheck)	1	70780250	Without Cabin
	Lever(2.ThrottleCheck)	1	70780251	With Cabin
3	Circlip 8	2	10390077	
4	Circlip 8	2	10390078	
5	Bolt M8×20	2	10260575	
6	Circlip 15	2	10390071	
7	Roller	2	70780252	
8	Bearing 6202-2RS	1	10050194	
9	Reverse Handle	1	70780253	

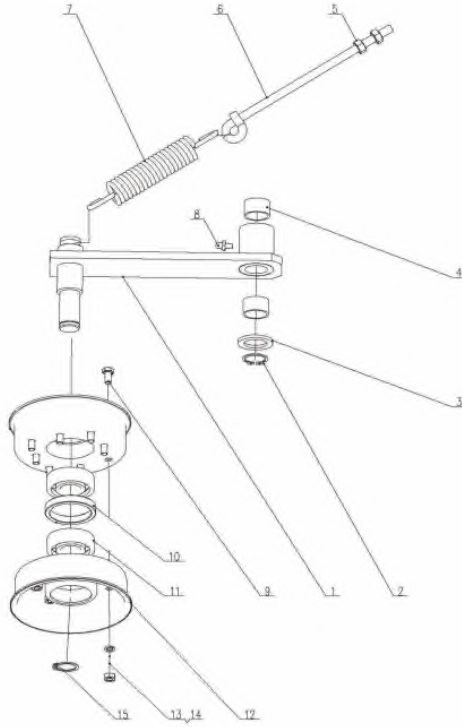
Driving Tension Assy (Cast Tension Wheel)-70780646



Driving Tension Assy (Cast Tension Wheel)-70780646

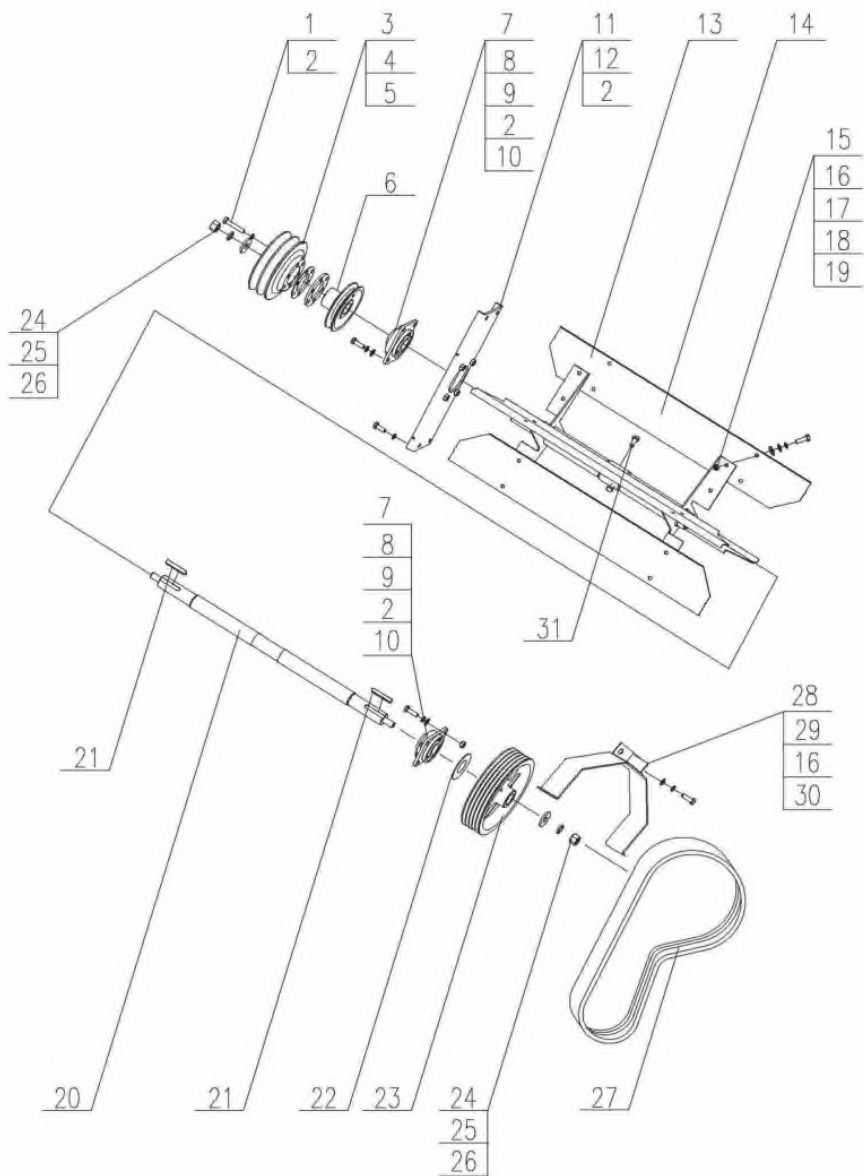
Item	Description	No.s	Part Code	Remark
1	Tension Arm Weld	1	70780223	
2	Sleeve	2	10300656	
3	Washer	1	10270094	
4	Washer 22	1	10270095	
5	Tension Wheel(80-1)	1	70780225	
6	Circlip 17	1	10390062	
7	Bearing 6203-RS	2	10050185	
8	Pulled Spring(Thresh)	1	10300497	
9	Tension Bolt	1	10260573	
10	Nut M8	2	10280141	

Driving Tension Assy-70780647



Driving Tension Assy-70780647				
Item	Description	No.s	Part Code	Remark
1	Tension Arm Weld	1	10300657	
2	Circlip 22	1	10390063	
3	Washer	1	10270096	
4	Bearing(1620)	2	10050186	
5	NutM8	2	10280142	
6	Tension Bolt	1	10260573	
7	Pulled Spring (thresh)	1	10210038	
8	Oil Cup M6	1	70780226	
9	Bolt M6×12	8	10260574	
10	Sleeve	1	70780227	
11	Bearing 6204-2RS	2	10050187	
12	Tension Wheel	2	70780228	
13	Washer 6	8	10270087	
14	Nut M6	8	10280139	
15	Circlip 20	1	10390064	

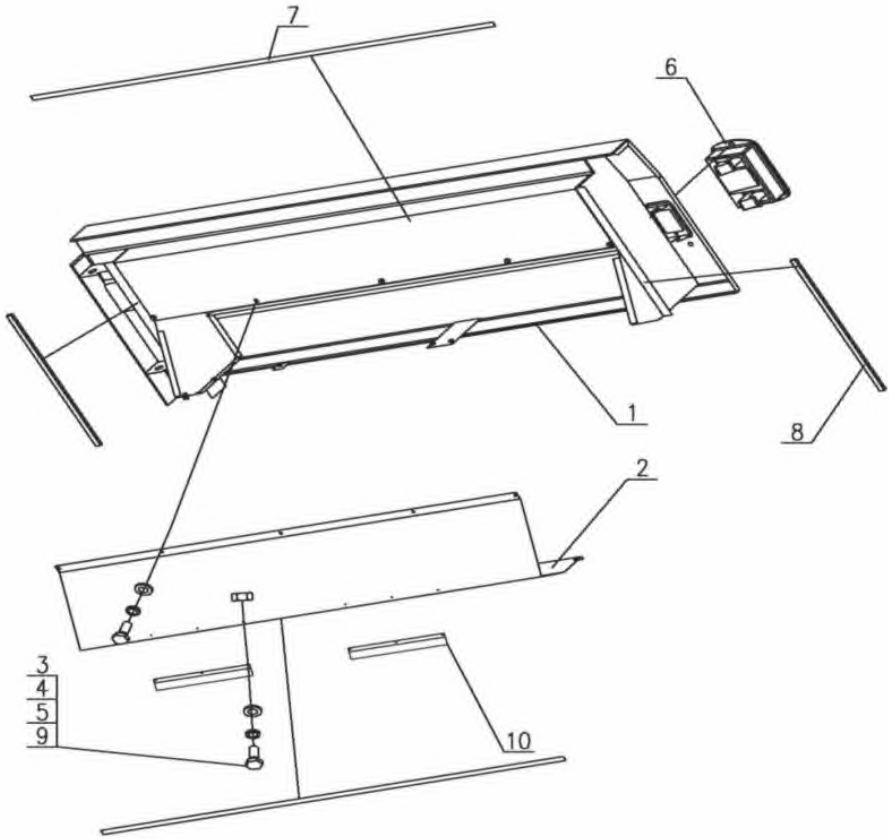
Fan Assy-70780652



Fan Assy-70780652

Item	Description	No.s	Part Code	Remark
1	Bolt M10X55	6	10260585	
2	Washer 10	18	10270105	
3	Belt Pulley	1	70780271	
4	Adjust Washer	A/R	10270106	
5	Cushion	1	70780272	
6	Wheel Hub	1	10300698	
7	Bearing UC207	2	10050195	
8	Bearing combination	2	10300483	Bearing Assy
9	Bolt M10×30	8	10260579	
10	Washer 10	8	10270107	
11	Left Plate Weld	1	70780274	
12	Bolt M10X25	4	10260586	
13	Fan Support Welding	1	10300470	
14	Fan Blade	4	10300469	
15	Bolt M8×20	12	10260587	
16	Washer 8	18	10270108	
17	Balance Block	A/R	70780277	
18	Washer 8	16	10270109	
19	NutM8	16	10280138	
20	Fan Shaft	1	10300695	
21	Key C10×60	2	70780278	
22	Adjusting Pad	A/R	70780279	
23	Belt Pulley	1	70780280	
	Belt Pulley	1	70780281	
	Belt Pulley		70780282	
24	Circlip	2	10390079	
25	Nut M16×1.5	2	10280146	
26	Washer 16	2	10270093	
27	Driving Belt, Fan	1	10300445	
28	Farme Weld	1	70780284	
29	Bolt M8×25	2	10260588	
30	Washer 8	2	10270109	
31	Bolt M10×1×25	4	10260589	

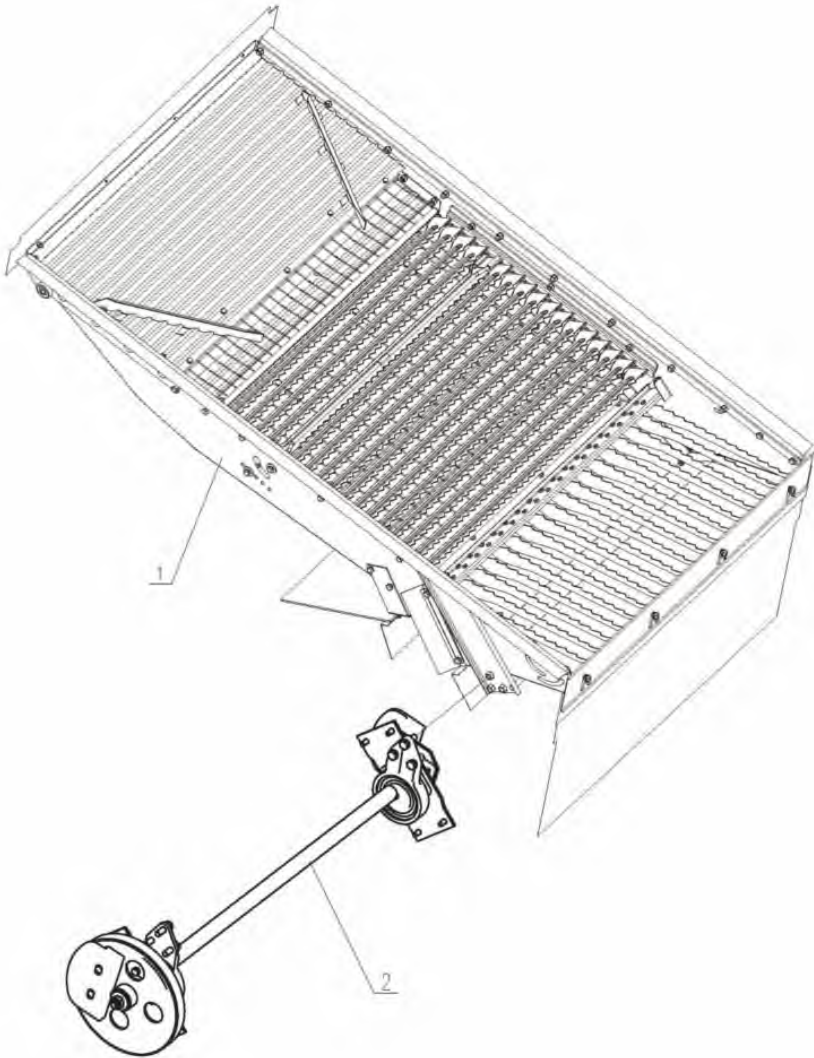
Side Cover Assy,Thresher-70780644



Side Cover Assy,Thresher-70780644

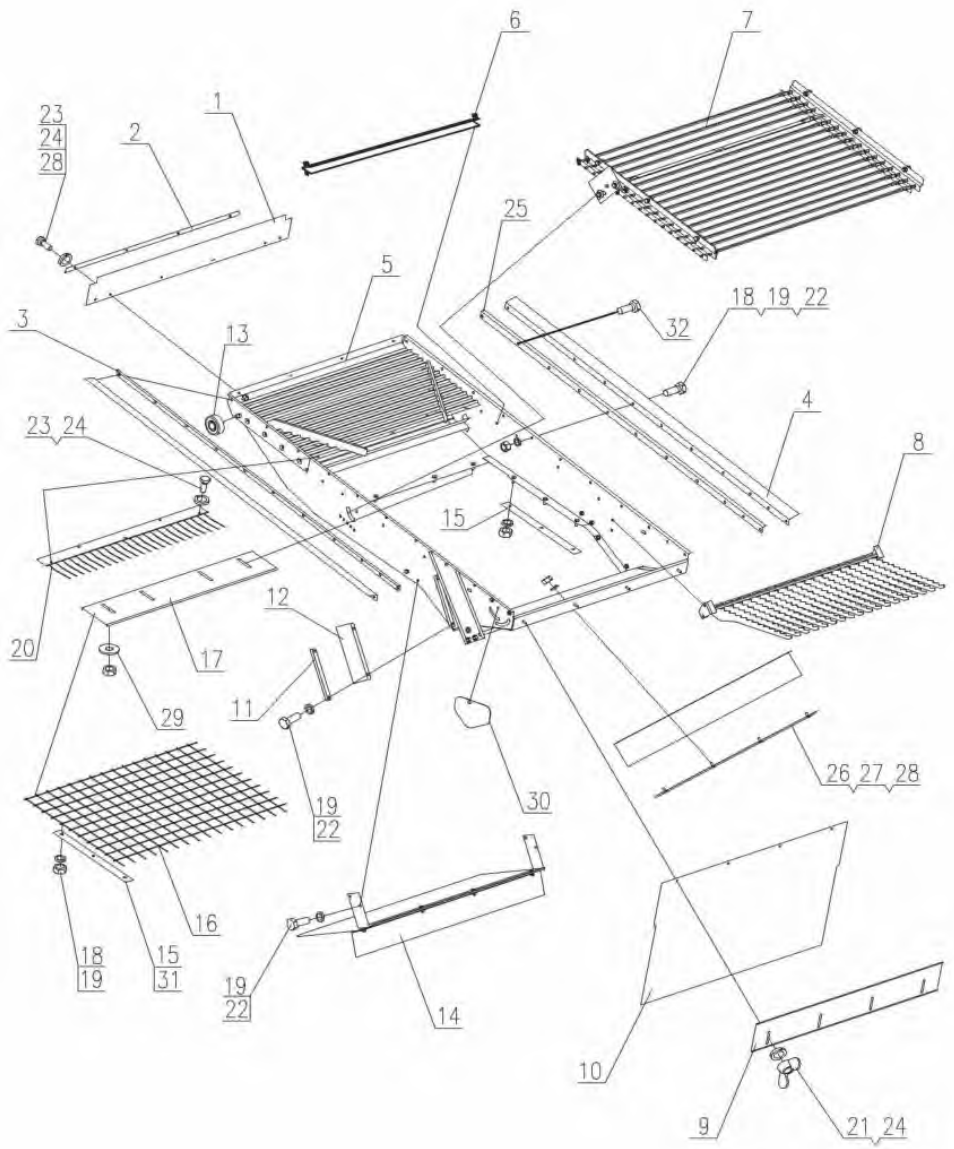
Item	Description	No.s	Part Code	Remark
1	Side Cover (Open/Close)	1	70780648	
2	Plate (Open/Close)	1	70780665	
3	Bolt M6X16	18	10260567	
4	Washer 6	16	10270063	
5	Washer 6	14	10270110	
6	Clasper	1	70780701	
7	Seal Strip A	2	70780658	
8	Seal Strip B	2	70780678	
9	NutM6	6	10280170	
10	Buffie	2	70781079	

Vibrating Sieve Assy-70780655



Vibrating Sieve Assy-70780655				
Item	Description	No.s	Part Code	Remark
1	Vibrating Sieve Assembly	1	70780666	
2	Driven Mechanism, Vibrating Sieve	1	70780667	

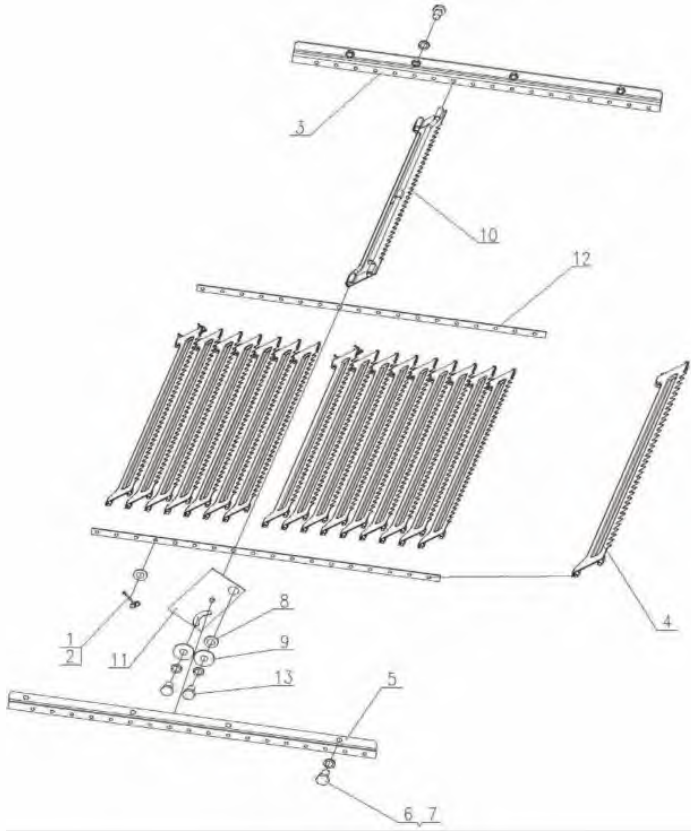
Vibrating Sieve Assy-70780666



Vibrating Sieve Assy-70780666

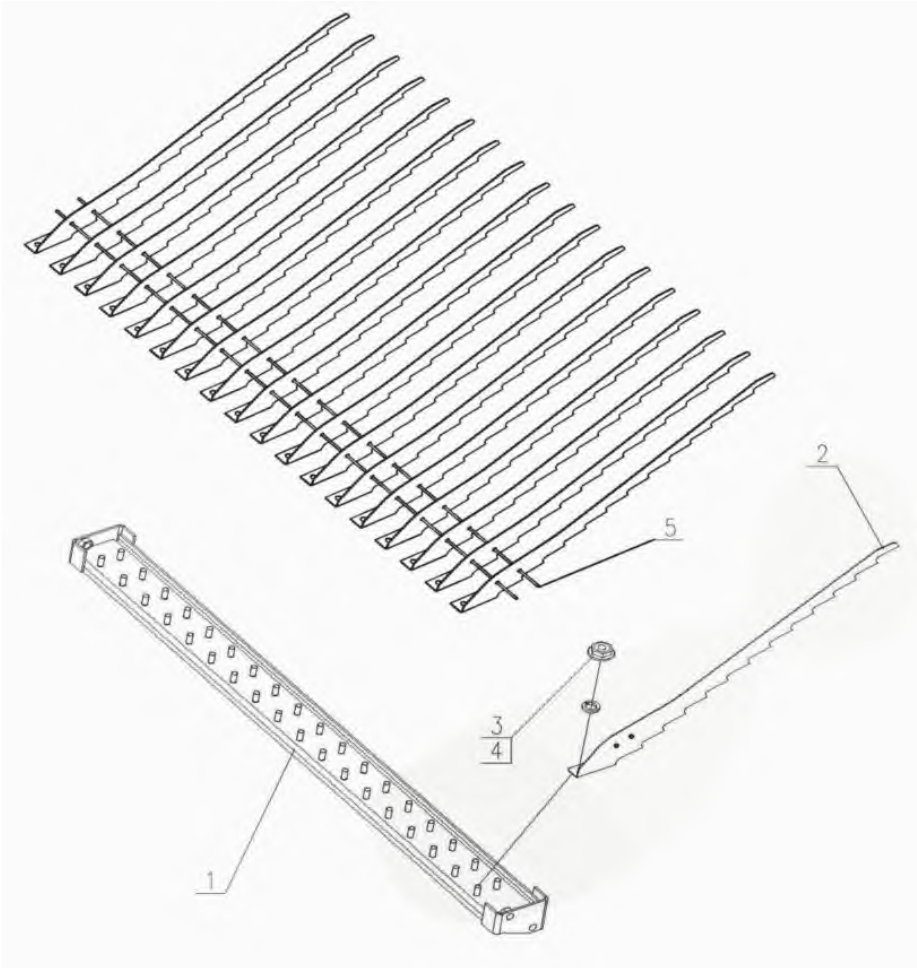
Item	Description	No.s	Part Code	Remark
1	Canvas(Screen Box.Front)	1	70780296	
2	Pressing Plate	1	70780297	
3	Left Pressing Plate	1	70780298	
4	Canvas (Screen Box-1)	2	70780299	
5	Screen BoxWeld	1	70780300	
6	Plate Weld	1	70780301	
7	Upper Sieve Assy	1	70780668	
8	Rear Sieve Assy	1	70780669	
9	Rear Baffle	1	70780302	
10	Canvas	1	70780303	
11	Pressing Plate	2	70780304	
12	Canvas (Screen Box.2)	2	70780305	
13	Vibrating Sieve Bearing 6301-2RS	2	70780306	
14	Low Separating Board	1	70780670	
15	Pressing Plate (Screen)	2	70780307	
16	Screen(16)	1	70780308	
17	Pressing Plate	1	70780309	
18	Nut M8	13	10280141	
19	Washer 8	28	10270101	
20	Mesh Sieve	1	70780310	
21	Butterfly NutM6	4	10280148	
22	Bolt M8×20	18	10260575	
23	Bolt M6×16	25	10260590	
24	Washer 6	37	10270063	
25	Right Pressing Plate	1	70780311	
26	Canvas (Screen Box-2)	1	70780312	
27	Pressing PlateWeld	1	70780313	
28	Nut M6	28	10280149	
29	Washer 8	6	10270113	
30	Baffle	1	70780314	
31	Strainer	1	70780315	
32	Bolt M6×20	8	10260592	

Upper Sieve-70780668



Upper Sieve-70780668				
Item	Description	No.s	Part Code	Remark
1	Washer6	68	10270103	
2	Split Pin 1.6×16	68	10020156	
3	Connect Plate Weld A	1	70780316	
4	Screen Plate (1)	17	70780317	
5	Connecting Board Weld B	1	70780318	
6	Bolt M8×18	8	10260580	
7	Washer 8	10	10270111	
8	Cushion	1	70780319	
9	Washer 8	2	10270113	
10	Screen Board (2)	1	70780320	
11	Adjusting Plate Weld	1	70780321	
12	Plate	2	70780322	
13	Bolt M8×16	2	10260591	

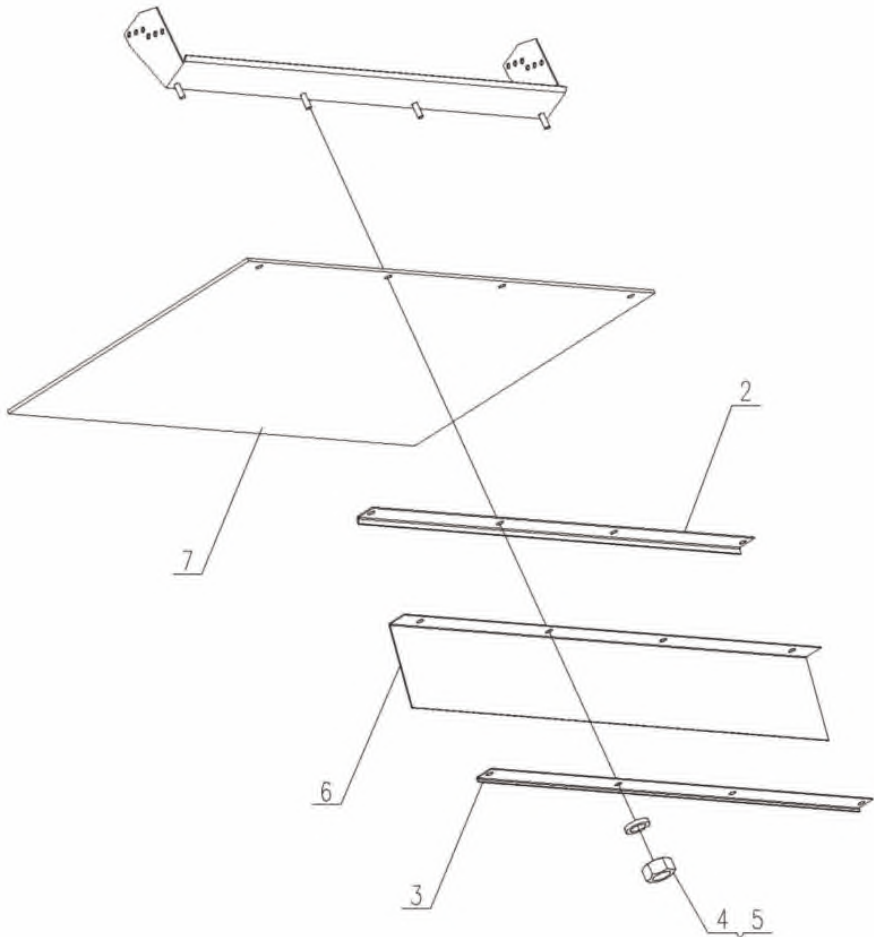
Rear Screen Assy-70780669



Rear Screen Assy-70780669

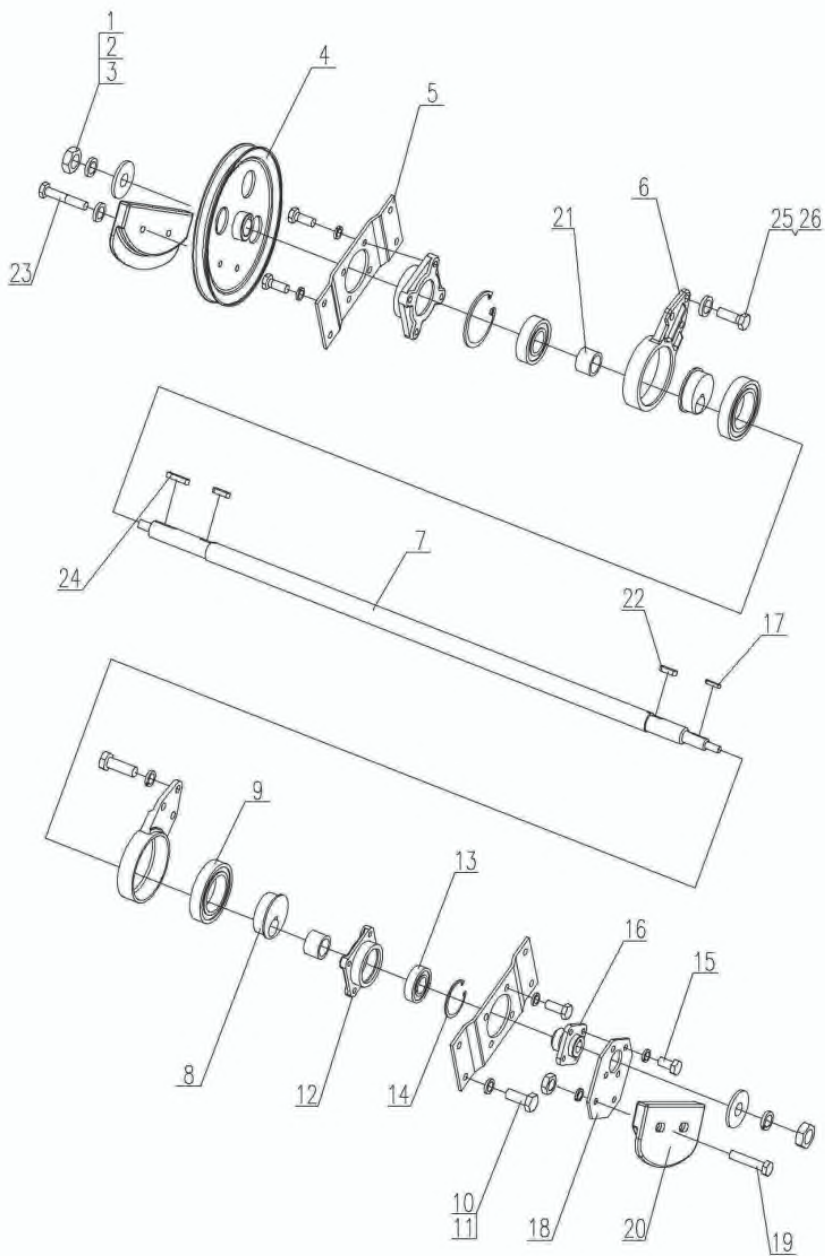
Item	Description	No.s	Part Code	Remark
1	Mesh Piece Seat Weld	1	70780323	
2	Mesh Piece	18	70780324	
3	Nut M6	36	10280150	
4	Washer 6	36	10270104	
5	Steel Wire	2	70780325	

Low Separating Board Assy-70780670



Low Separating Board Assy-70780670				
Item	Description	No.s	Part Code	Remark
1	Low Separating Board Weld	1	70780326	
2	Pressing Plate	1	70780327	
3	Pressing Plate	1	70780328	
4	Washer 6	4	10270063	
5	Nut M6	4	10280147	
6	Fiber Board	1	70780329	
7	Canvas(1)	1	70780330	

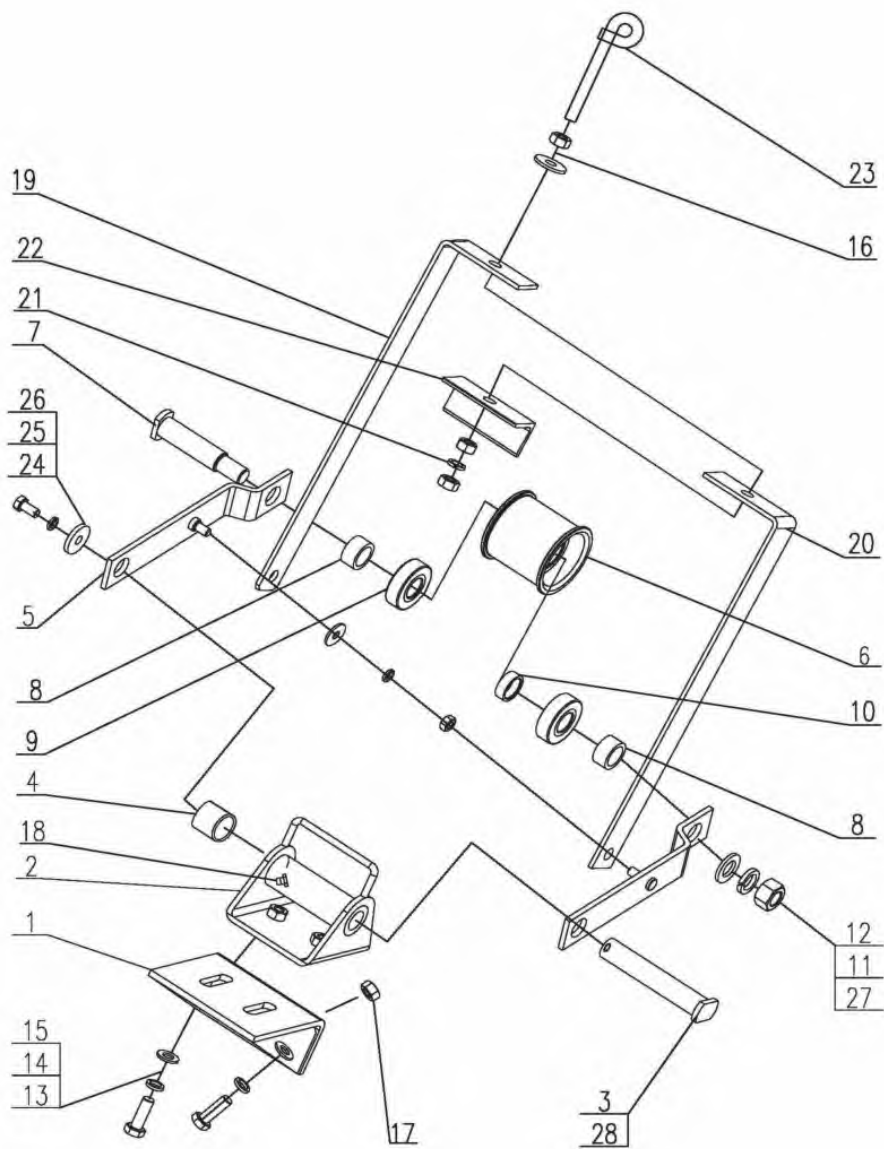
Driving Mechanism Assy, Vibrating Sieve-70780667



Driving Mechanism Assy, Vibrating Sieve-70780667

Item	Description	No.s	Part Code	Remark
1	Nut M12×1.25	2	10280151	
2	Washer 12	2	10270114	
3	Washer 12	2	10270115	
4	Vibrating Sieve Pulley	1	10300654	
5	Plate	2	70780331	
6	Bearing Seat With Seat	2	10300628	
7	Shaft	1	10300397	
8	Eeccentric Wheel	2	70780333	
9	Bearing 6012-2RS	2	10050200	
10	Washer 8	30	10270101	
11	Bolt M8×20	16	10260575	
12	Bearing Seat	2	10300634	
13	Bearing 6205-2RZ	2	10050201	
14	Circlip 52	2	10390083	
15	Bolt M8×16	4	10260591	
16	Positioning Rotary	1	70780334	
17	Key A5×25	1	70780335	
18	Connecting Board Weld	1	70780336	
19	Bolt M8×50	2	10260593	
20	Counter Weight	2	70780337	
21	Shaft Sleeve	2	70780338	
22	Key A8×28	2	70780339	
23	Bolt M8×45	2	10260594	
24	Key C8×36	1	70780340	
25	Bolt M10×30	6	10260595	
26	Washer 10	6	10270116	

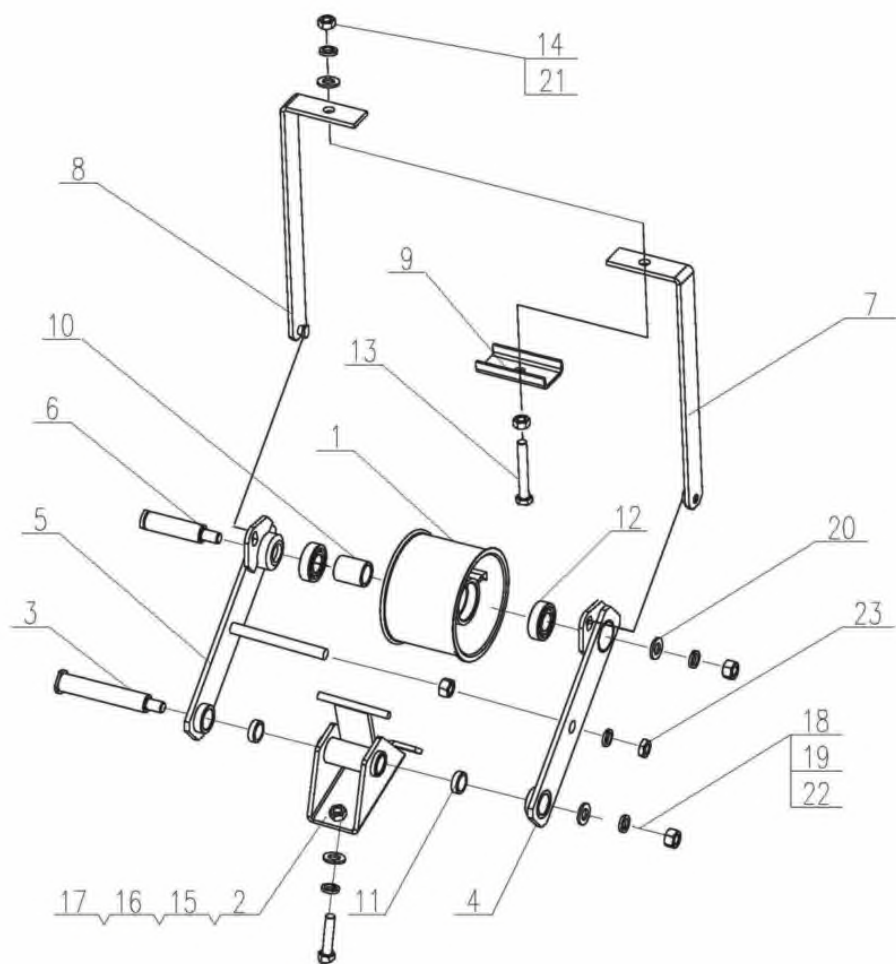
Clutch Tension Roller (Old)-70780657



Clutch Tension Roller (Old)-70780657

Item	Description	No.s	Part Code	Remark
1	Seat Plate Weld	1	70780344	
2	Connecting Seat Weld	1	70780345	
3	Rotating Shaft	1	70780346	
4	Bearing (1620)	4	10050203	
5	Rock Arm Weld	2	70780347	
6	Tension Wheel	1	70780348	
7	Upper Wheel Shaft	1	70780349	
8	SleeveA	2	70780350	
9	Bearing 6004-RS	2	10050204	
10	Distance Sleeve	1	70780351	
11	Washer 16	1	10270093	
12	Nut M16	1	10280152	
13	Bolt M10×30	4	10260579	
14	Washer 10	7	10270098	
15	Washer 10	2	10270119	
16	Washer 10	5	10270120	
17	Nut M10	5	10280144	
18	Oil Cup M6	1	70780226	
19	Upper Rock Arm A	1	70780352	
20	Upper Rock Arm B	1	70780353	
21	Washer 10	1	10270098	
22	Plate	1	70780354	
23	Tension Bolt	1	10260601	
24	Shaft End Circlip	1	10390086	
25	Washer 8	1	10270108	
26	Bolt M8X18	1	10260602	
27	Washer 16	1	10270121	
28	Adjusting Pad	A/R	70780355	

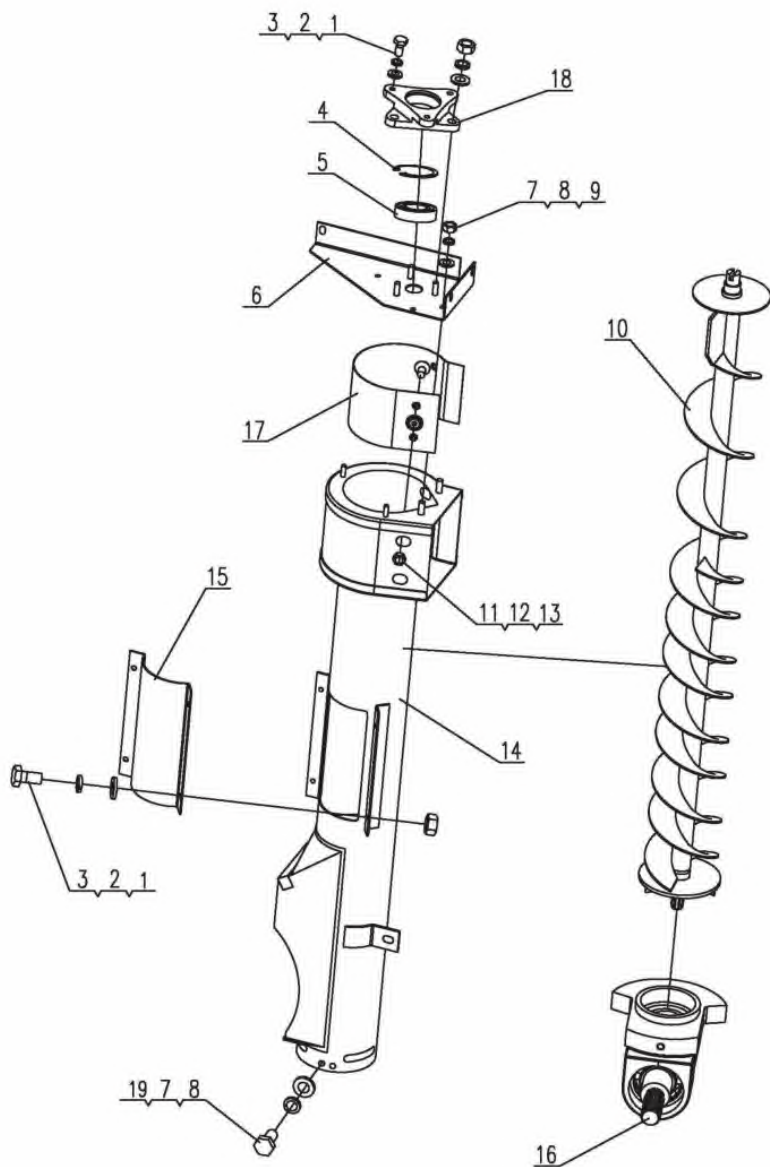
Clutch Tension Roller (New)-10300643



Clutch Tension Roller (New)-10300643

Item	Description	No.s	Part Code	Remark
1	Main Clutch Tension Wheel	1	70780356	
2	Connecting Seat Weld	1	70780357	
3	Shaft	1	70780358	
4	Left Arm Weld	1	10300647	
5	Right Arm Weld	1	10300646	
6	Shaft	1	70780359	
7	Left Pull Plate Welding	1	10300644	
8	Right Pull Plate Welding	1	10300645	
9	Plate	1	70780361	
10	Sleeve	1	70780362	
11	Bearing (1620)	2	10050205	
12	Bearing 6004-RS	2	10050206	
13	Bolt M10×100	1	10260603	
14	Nut M10	2	10280144	
15	Bolt M10×30	2	10260579	
16	Washer 10	2	10270120	
17	Washer 10	3	10270098	
18	Nut M12	3	10280153	
19	Washer 12	3	10270122	
20	Washer 12	1	10270123	
21	Washer 10	2	10270107	
22	Washer 12	1	10270124	
23	Hexagon Nut M12	1	10280154	

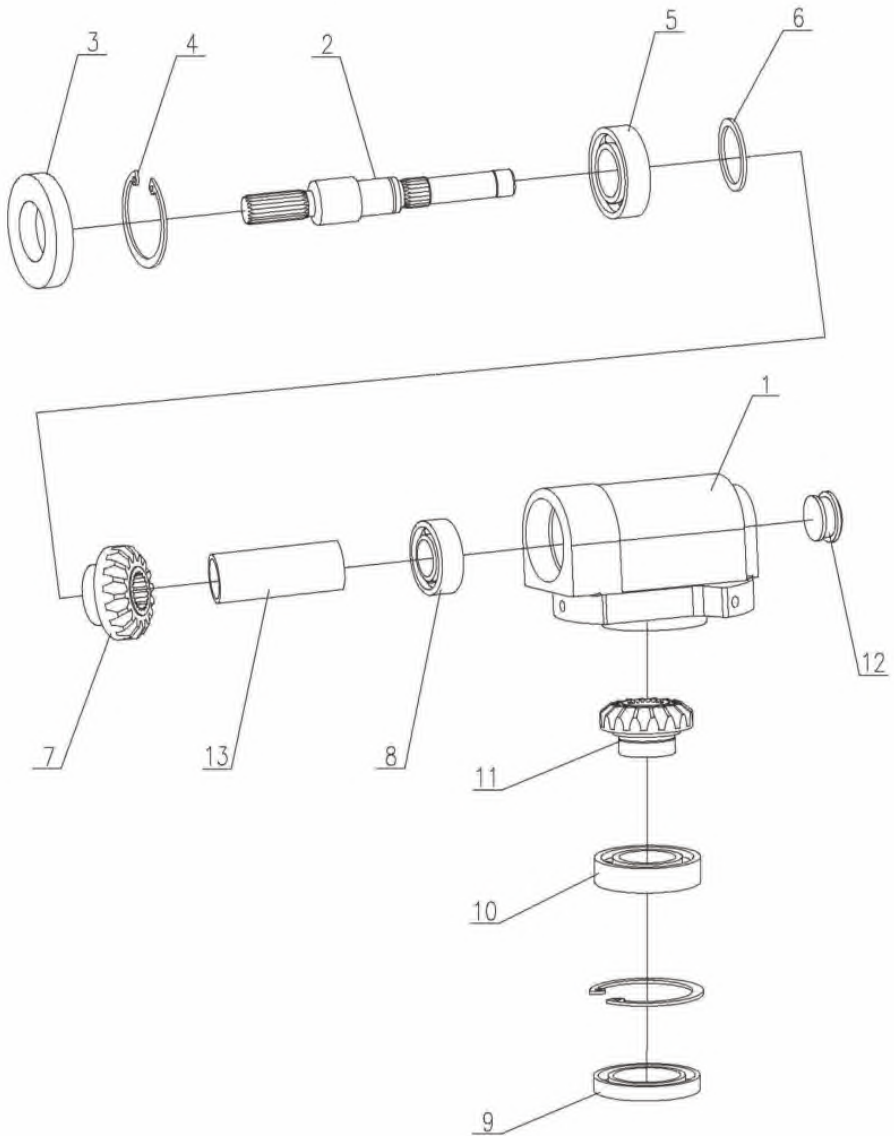
Grain Impurity Lifter Assy-70780664



Grain Impurity Lifter Assy-70780664

Item	Description	No.s	Part Code	Remark
1	Bolt M6×16	7	10260590	
2	Washer 6	13	10270110	
3	Washer 6	13	10270063	
4	Circlip 40	1	10390080	
5	Bearing 6203-2RS	1	10050196	
6	Vertical Plate Weld	1	70780285	
7	Washer 8	8	10270111	
8	Washer 8	8	10270101	
9	Nut M8	5	10280141	
10	Impurity Grain Auger Weld	1	10300381	
11	Screw M6×16	4	70780286	
12	Washer 6	4	10270112	
13	NutM6	10	10280147	
14	Impurity Grain Auger Housing Weld	1	10300380	
15	Cover Weld	1	70780287	
16	Impurity Gear Box	1	10300391	
17	Plate	1	70780288	
18	BearingSeat (Grain Auger)	1	70780289	
19	Bolt M8×16	3	10260591	

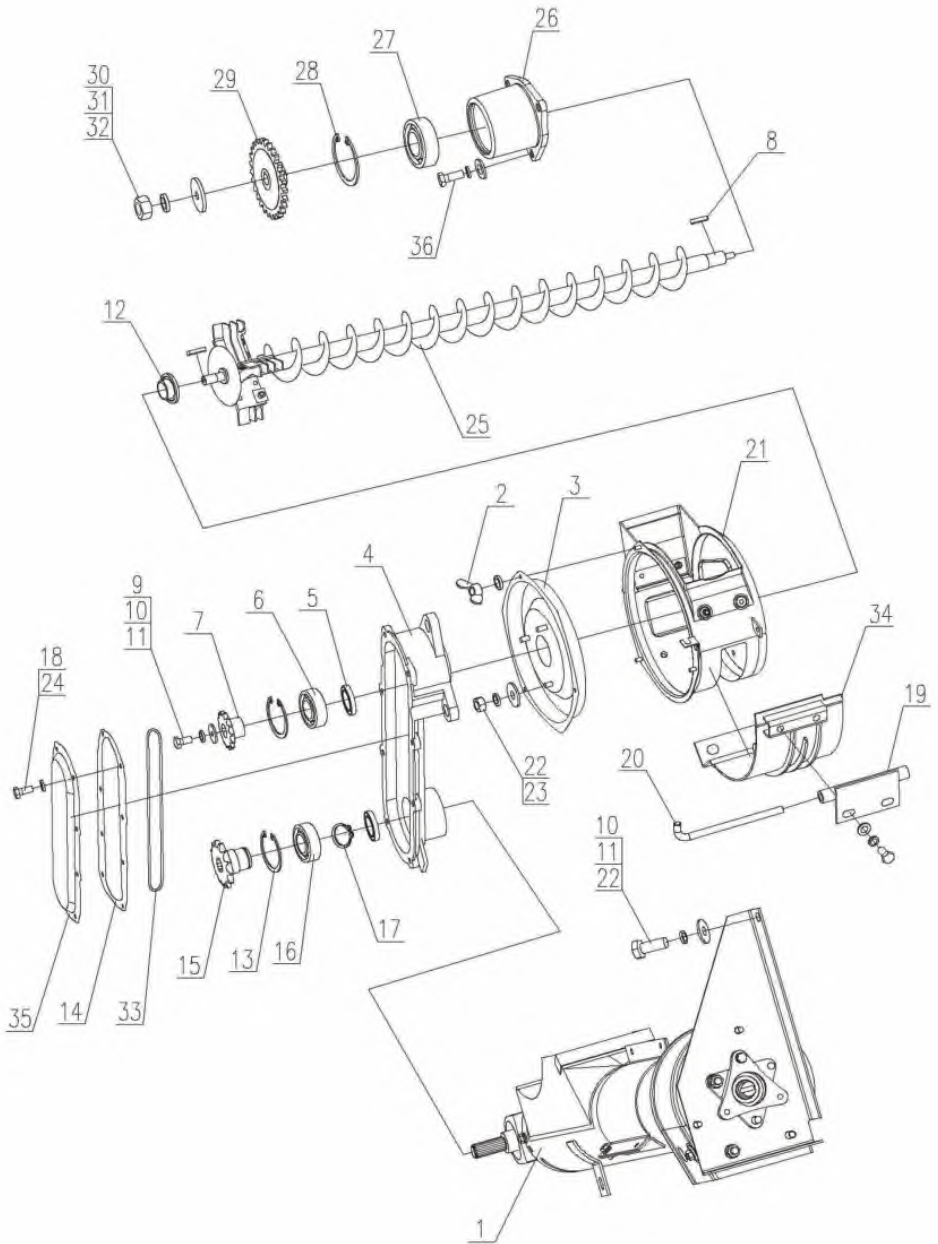
Grain Impurity Gear Box-10300391



Grain Impurity Gear Box-10300391

Item	Description	No.s	Part Code	Remark
1	Gear Box Housing	1	70780290	
2	Inout Shaft	1	70780291	
3	Seal 25×47×7	1	10010113	
4	Circlip 47	2	10390081	
5	Bearing 6204-RS	1	10050197	
6	Circlip 20	1	10390082	
7	Bevel Gear	1	70780292	
8	Bearing 6002-RS	1	10050198	
9	Seal 30×47×7	1	10010114	
10	Bearing 6005-RS	1	10050199	
11	Bevel Gear	1	70780293	
12	Plug	1	70780294	
13	Tube	1	70780295	

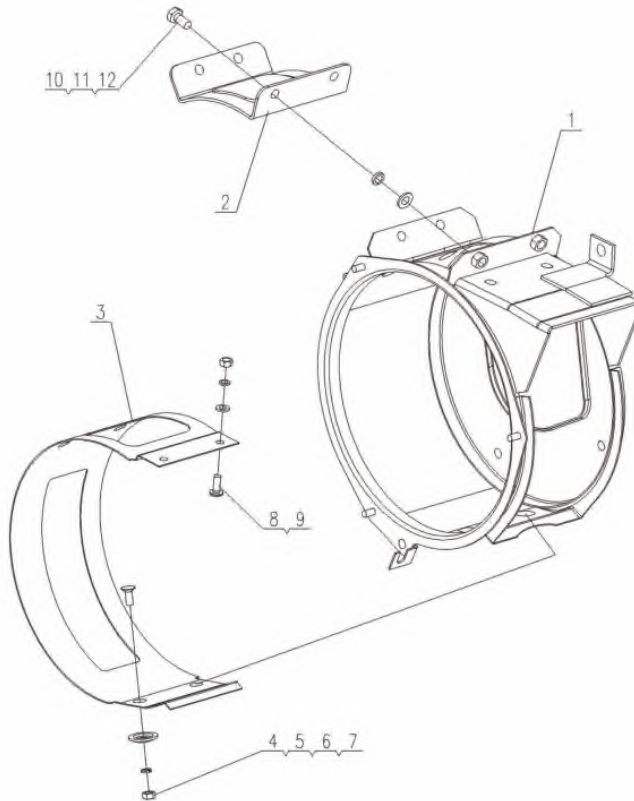
Grain Impurity Auger Assy -70781089



Grain Impurity Auger Assy -70781089

Item	Description	No.s	Part Code	Remark
1	GrainImpurity Lifter	1	70780363	
2	Nut M6	3	10280155	
3	Rethresher CoverWeld	1	70780364	
4	Chain Box	1	10300398	
5	Seal (F) B25×40×7	2	10010115	
6	Bearing 6204-RS	1	10050197	
7	14 Teeth Chain Wheel	1	10300627	
8	Key A6×22	1	70780365	
9	Circlip, Shaft End	1	10390087	
10	Bolt M8×20	8	10260575	
11	Washer 8	12	10270101	
12	Shaft Sleeve	1	70780366	
13	Circlip 47	2	10390088	
14	Anti-dust Cushion	1	70780367	
15	13 Teeth Chain WheelII	1	10300629	
16	Bearing 6005-RS	1	10050199	
17	Circlip 25	1	10390089	
18	Washer 6	8	10270104	
19	Pin Bracket Weld	1	70780368	
20	Pin Rod	1	70780369	
21	Rethresher Assy	1	10300394	
22	Washer 8	12	10270113	
23	Nut M8	5	10280141	
24	Bolt M6×16	8	10260604	
25	Horizontal Auger	1	10300631	
26	Bearing Seat	1	10300393	
27	Seed/Impurity Bearing 6304-2RS	1	10050207	
28	Hole Circlip 52	1	10390090	
29	Impurity Belt Pulley	1	10300648	
30	Washer 12	1	10270114	
31	Washer 12	1	10270115	
32	Nut M12×1.25	1	10280156	
33	Chain, Impurity Auger	1	70780370	
34	Tooth Plate Weld	1	10300666	
35	Cover, Chain Box	1	10150041	
36	Bolt M8×25	4	10260581	
37	Key C6×25	1	70780371	

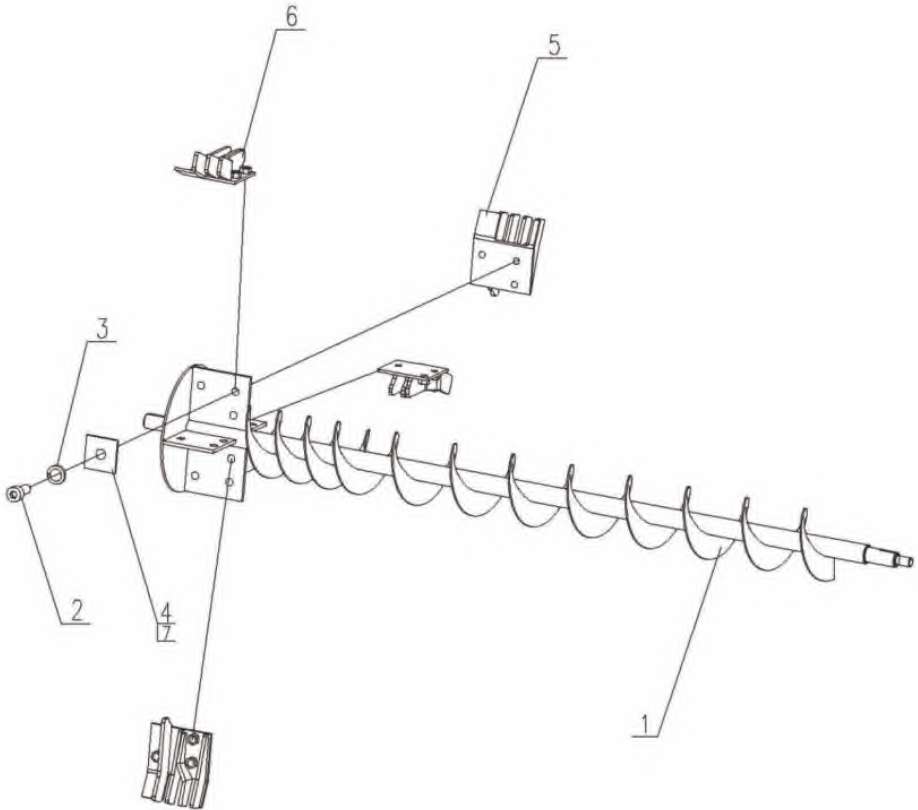
Rethresher Housing Assy-70780684



Rethresher Housing Assy-70780684

Item	Description	No.s	Part Code	Remark
1	Rethresh Housing Weld	1	70780372	
2	Cover Weld, Obeserver	1	70780373	
3	Inner Plate	1	70780374	
4	Screw M6×16	4	70780375	
5	Washer	4	10270125	
6	Washer6	6	10270063	
7	Nut M6	6	10280147	
8	Screw M6×16	2	70780376	
9	Washer 6	2	10270103	
10	Bolt M8×16	4	10260591	
11	Washer 8	4	10270111	
12	Washer 8	4	10270101	

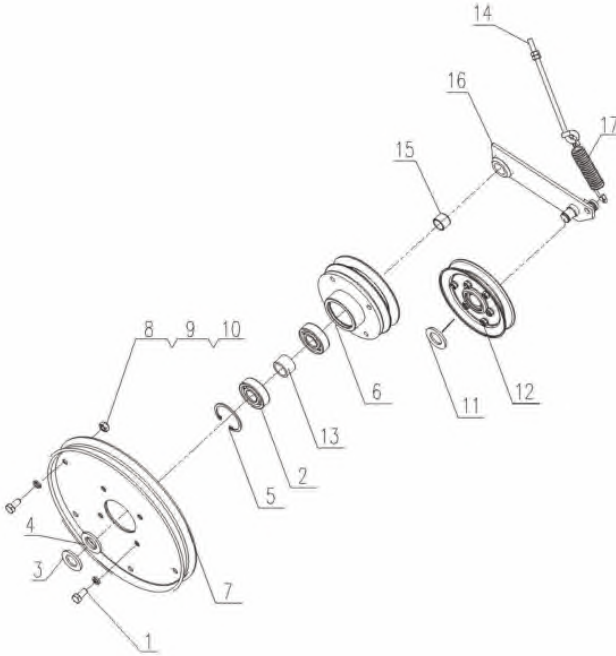
Horizontal Impurity Auger Assy-10300379



Horizontal Impurity Auger Assy-10300379

Item	Description	No.s	Part Code	Remark
1	Horizontal Auger Weld, Impurity	1	70780377	
2	Hexagon Bolt M8×20	12	10260605	
3	Washer 8	12	10270056	
4	Balance Block	A/R	70780378	
5	Rethresher Assy (A)	2	10300462	
6	Rethresher Assy (A)	2	10300463	
7	Balance Block	A/R	70780381	

Tension Wheel Assy-70780673



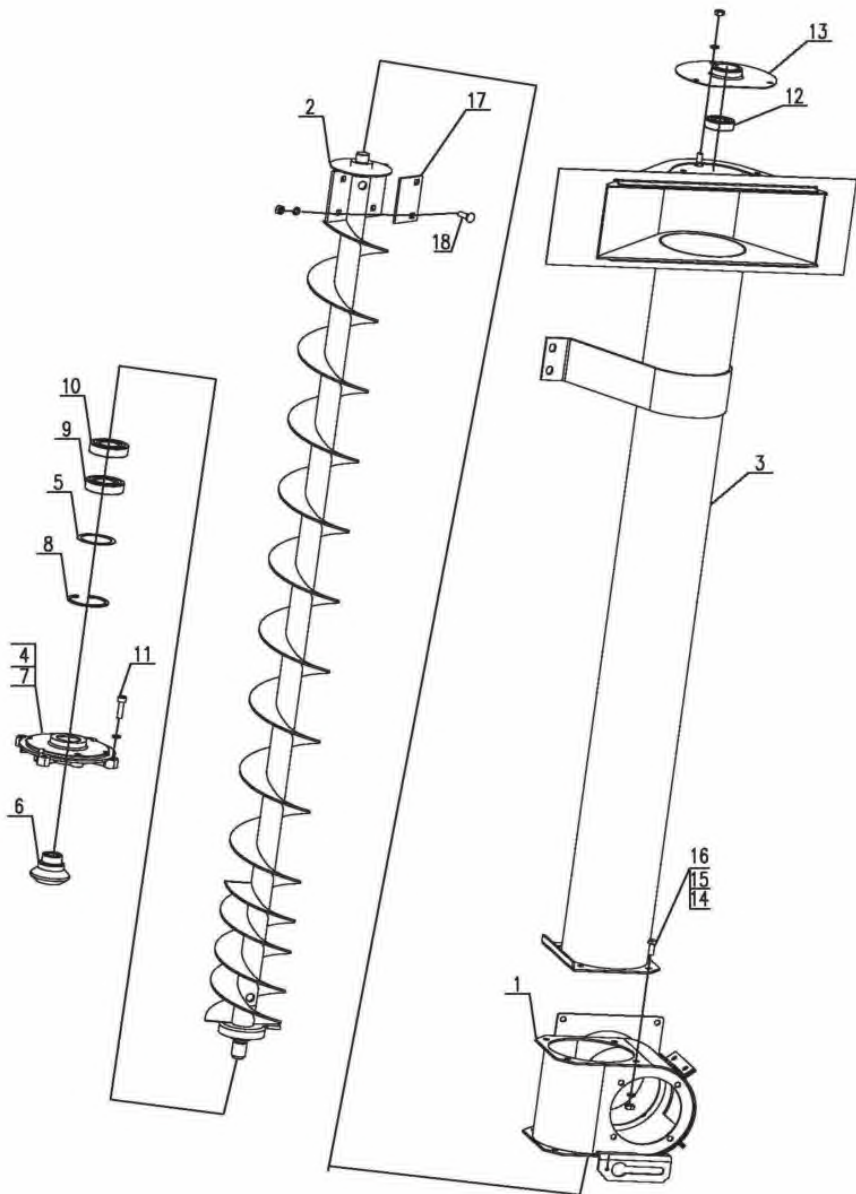
Tension Wheel Assy-70780673

Item	Description	No.s	Part Code	Remark
1	Bolt M8×18	4	10260596	
2	Bearing 6204-RS	2	10050202	
3	Washer	1	10270117	
4	Circlip 20	1	10390098	
5	Circlip 47	1	10390051	
6	Pulley	1	10300651	
7	Excessive Roller	2	10300650	
8	Bolt M8×16	6	10260597	
9	Nut M8	8	10280128	
10	Washer 8	10	10270056	
11	Circlip 15	1	10390085	
12	Belt Pulley Assy	1	70780341	
13	Shaft Sleeve	1	70780342	
14	Tension Bolt	1	10260598	
15	Tube	1	70780343	
16	Tension Shaft Weld	1	10300652	
17	Spring	1	10300496	

Grain Augers Assy (Thresher and Sieves, Belts, Seed Auger forward 100)-70781090

Item	Description	No.s	Part Code	Remark
1	Chain Wheel (17tooth)	1	70780226	
2	Bearing Cover	1	10300624	
3	Oil Cup M6	1	70780036	
4	Bearing6205-RS	1	10050218	
5	Oil Seal (F) B30X45X10	1	10010120	
6	Shaft Sleeve	1	70780713	
7	Level Grain Auger	1	10300388	
8	Cover	1	70780821	
9	Cover	1	70780822	
10	Circlip, Shaft End	1	10390102	
11	Bolt M8X16	1	10260591	
12	Washer 8	16	10270056	
13	Key C8X30	1	70780819	
14	Bolt M6X14	9	10260646	
15	Washer 6	6	10270066	
16	Washer 6	9	10270063	
17	Horizontal Bearing Seat	1	10300509	
18	Circlip 52	1	10390050	
19	Seed/Impurity Bearing 6304-2RS	1	10050219	
20	Tension WheelAssy	1	70780823	
21	Washer 12	1	10270114	
22	Nut M12X1.25	1	10280156	
23	Washer 12	1	10270175	
24	Circlip 56	1	10390103	
25	Grain Liter Assy	1	70780824	(Big Grain Tank)
	Grain Liter Assy	1	70780825	(Small Grain Tank)
26	Grain Lifting Chain	1	70780826	
27	Tension Chain Wheel	1	70780791	
28	Bevel Gear Assy	1	10300392	
29	Washer 10	3	10270064	
30	Bolt M10X25	3	10260540	
31	Nut M8	10	10280128	
32	Washer 8	4	10270070	
33	Bearing Seat	1	10300484	
34	Grain Auger Pulley	1	10300701	
35	Key A5X28	1	70780827	
36	Bolt M8X25	9	10260542	
37	Spring	1	10300497	
38	Tension Bolt	1	10300693	
39	Songe	1	70780828	
40	Washer 6	3	10270067	
41	Adjusting Pad	A/R	70780829	

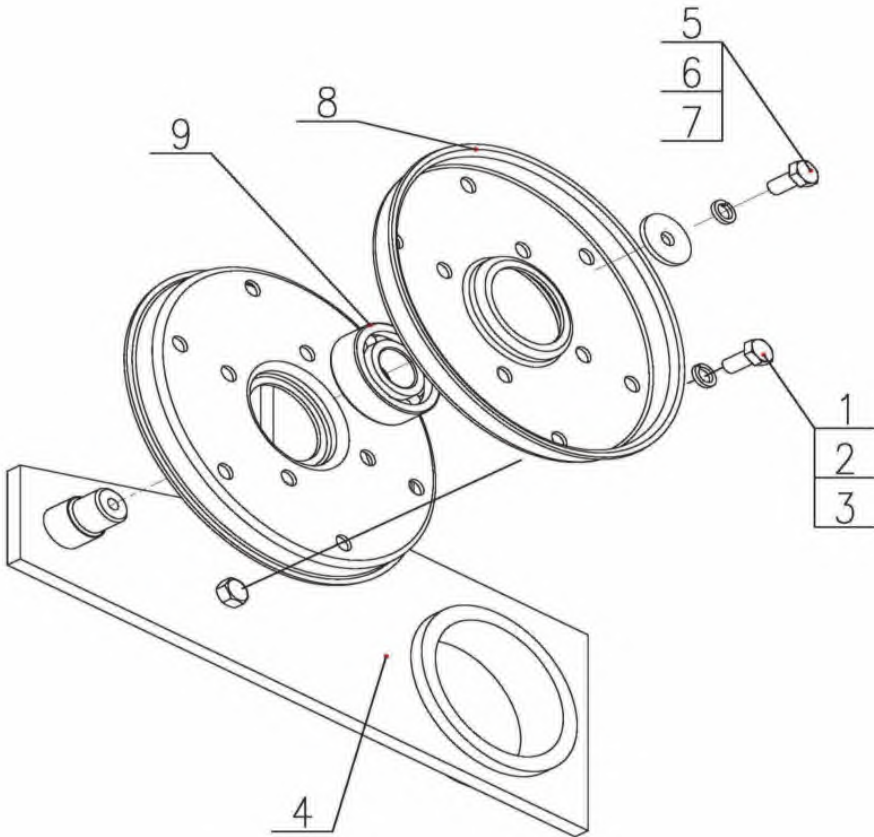
Vertical Grain Lifter (Thresher&Sieves,
Seed Auger Forwarder 100) -70781091



Vertical Grain Lifter (Thresher&Sieves, Seed Auger Forwarder 100) -70781091

Item	Description	No.s	Part Code	Remark
1	Connect Housing Weld	1	70780830	
2	Vertical Grain Lifter	1	70780831	(Big Grain Tank)
	Vertical Grain Lifter	1	70780832	(Small Grain Tank)
3	Grain Lifter Housing Weld	1	70780833	(Big Grain Tank)
	Grain Lifter Housing Weld	1	70780834	(Small Grain Tank)
4	Oil Cup M6	1	70780036	
5	Cushion	1	70780835	
6	Bevel Gear	1	10300508	
7	Bearing Seat	1	70780675	
8	Circlip 62	1	10390101	
9	Bearing6206	1	10050220	
10	Oil Seal (F) B38X52X12	1	10010118	
11	Inner Hexagon Screw M8X30	4	70780674	
12	Bearing6204-2RS	1	10050221	
13	Plate (front-rear)	1	10300694	
14	Bolt M8X20	4	10260534	
15	Washer 8	15	10270056	
16	Nut M8	15	10280128	
17	Plate	4	70780836	
18	Bolt M8×25	4	10260647	8.8

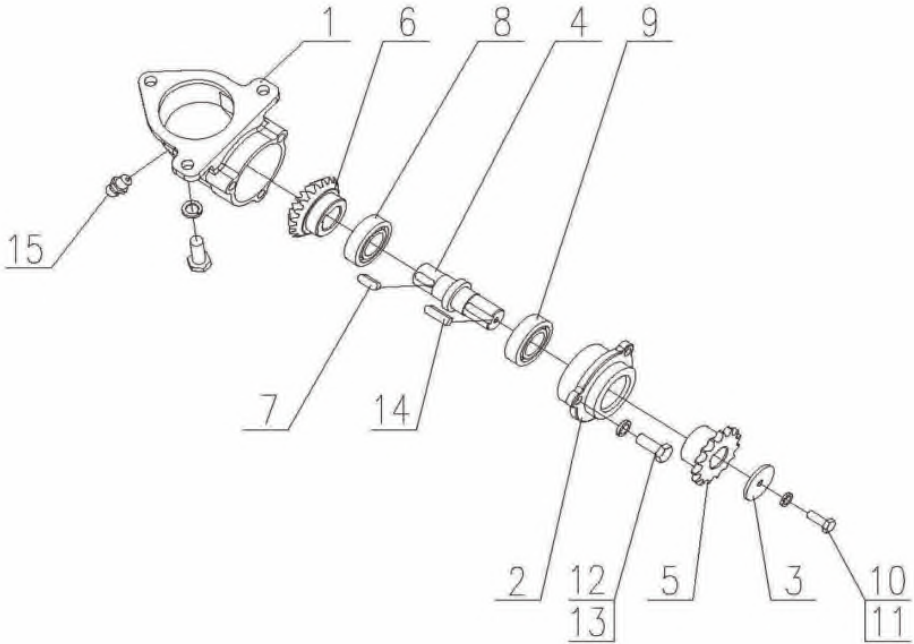
Grain Tension Wheel Assy-70781092



Grain Tension Wheel Assy-70781092

Item	Description	No.s	Part Code	Remark
1	Bolt M6×12	10	10260574	
2	Washer 6	10	10270063	
3	Nut M6	10	10280139	
4	Tension Arm Welding	1	10300699	
5	Bolt M6×12	1	10260574	
6	Washer 6	1	10270063	
7	Washer	1	10270176	
8	Tension Wheel	2	70780837	
9	Bearing 6302-2RS	1	10050222	

Bevel Gear Box Assy-70781093

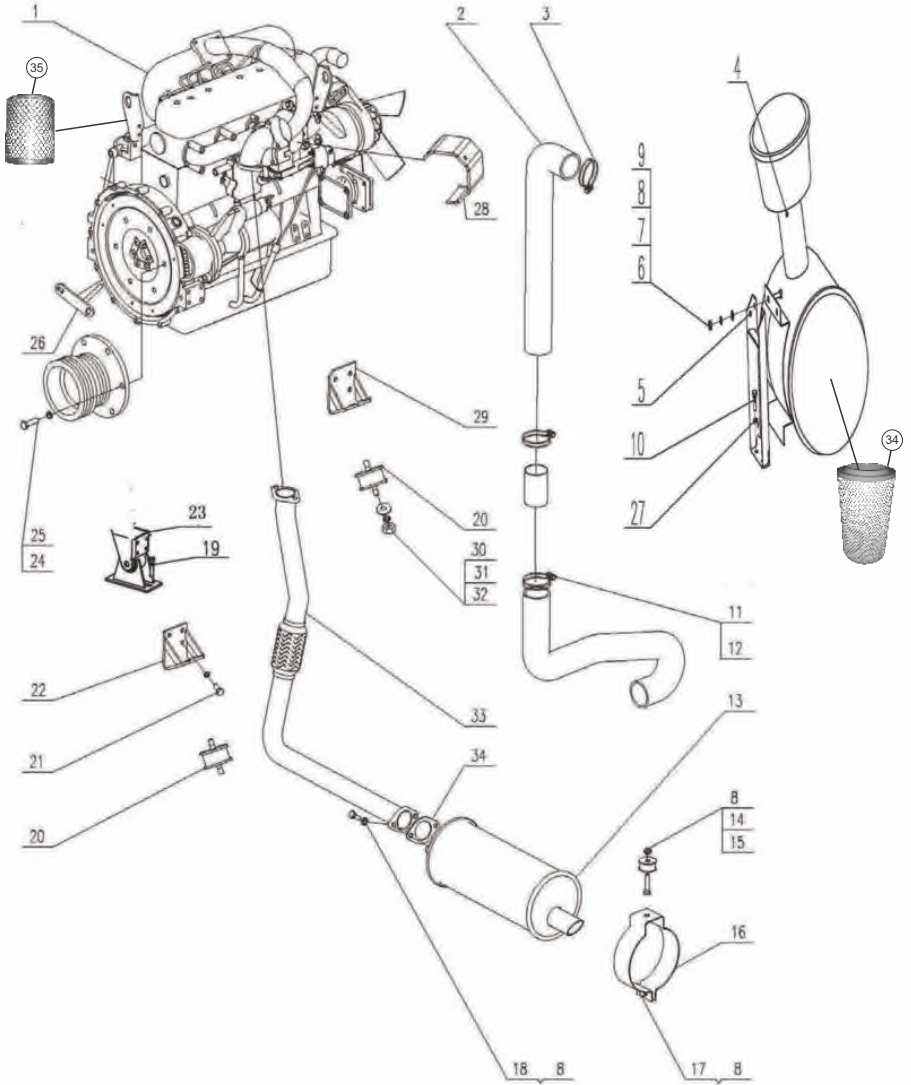


Bevel Gear Box Assy-70781093

Item	Description	No.s	Part Code	Remark
1	Bevel Gear Box Housing	1	70780838	
2	Bearing Seat	1	70780839	
3	Circlip, Shaft End	1	10390104	
4	Chain WheelShaft	1	70780840	
5	Chain Wheel (15 Teeths)	1	10300623	
6	Bevel Gear	1	10300625	
7	Key C8×30	1	70780819	
8	Bearing205-LS	1	10050223	
9	Bearing205	1	10050224	
10	Bolt M6×20	1	10260538	
11	Washer 6	1	10270063	
12	Bolt M8×25	3	10260542	
13	Washer8	3	10270056	
14	Key A8×20	1	70780841	
15	Oil CupM6	1	70780036	

Engine Assembly

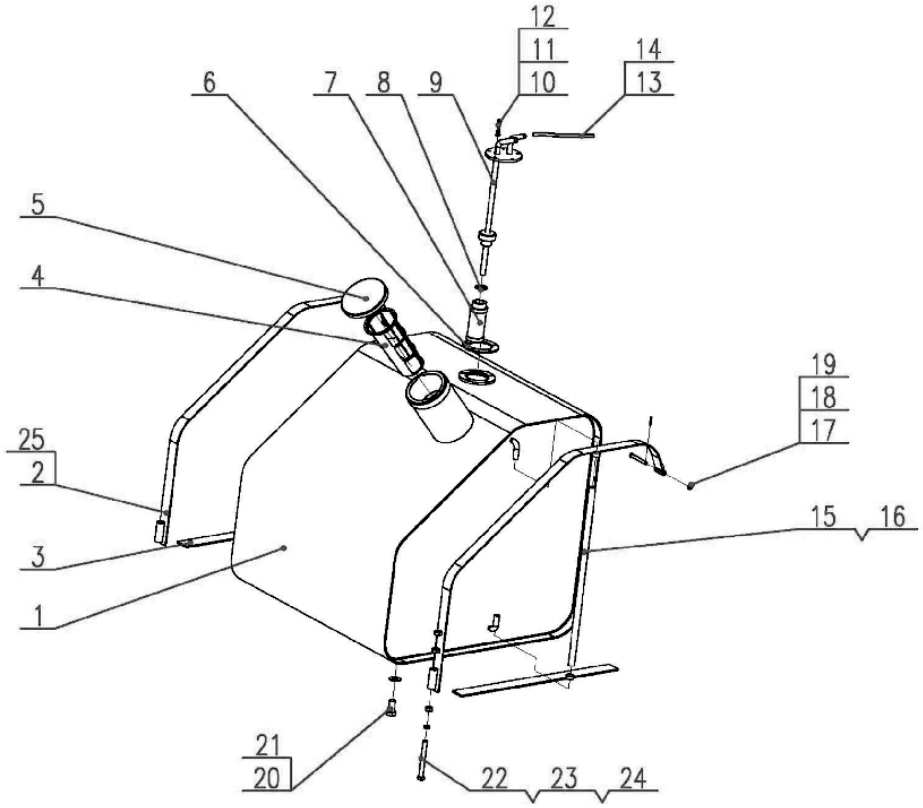
Engine Assy- (C-4L88)-70780689



Engine Assy- (C-4L88)-70780689

Item	Description	No.s	Part Code	Remark
1	Changchai Engine 65KW	1	70780382	
	Sida Engine 62KW	1	70780383	
2	In-take Tube	1	70780384	
3	Steel Plate Hoop 64-75	2	70780385	
4	Air Filter	1	10300389	
5	Air Filter Frame Weld	1	70780387	
6	Spring Washer 8	4	10270126	
7	Bolt M8×25	8	10260606	
8	Nut M8	4	10280157	
9	Washer 8	4	10270127	
10	Bolt M8×30	4	10260607	
11	In-take Hose Clamp	1	70780388	Small Grain Tank
12	NutM8	4	10280157	Small Grain Tank
13	Silencer	1	70780389	
14	Pad	1	70780390	
15	Bolt M10×55	1	10260608	
16	Clamp Weld	1	70780391	
17	Bolt M10×35	1	10260609	
18	Bolt M10×30	4	10260610	
19	Bolt M10×80	1	10260611	
20	Engine Shock Absorbing Washer	3	10300541	
21	Bolt M10×25	22	10260612	
22	Engine Inner Support	1	70780393	
23	Engine Support	1	70780394	
24	Belt Pulley	1	70780395	
25	Bolt M12×40	6	10260613	
26	Spring Washer 8	2	10270126	
27	Belt Upper Pole Weld	1	70780396	
28	Thermal Buffle, In-take Tube	1	70780397	
29	Engine Support	2	70780398	
30	Nut M12×1.5	6	10280158	
31	Spring Washer 12	14	10270128	
32	Washer 12	3	10270129	
33	Exhaust Pipe Weld	1	70780399	
34	Air Filter	1	10300389	
35	Diesel Filter	1	10300705	

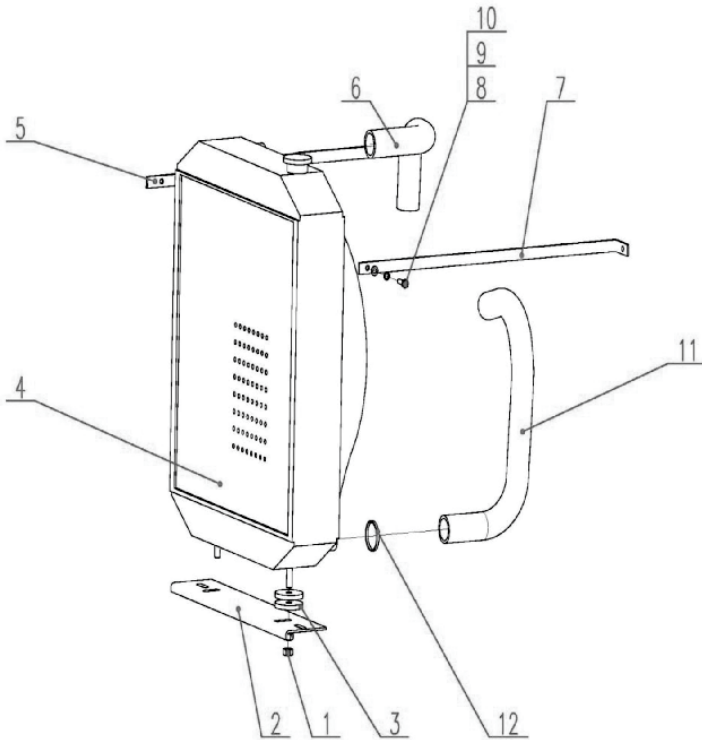
Fuel Tank Assy-70781077



Fuel Tank Assy-70781077

Item	Description	No.s	Part Code	Remark
1	Fuel Tank Weld	1	70780842	
2	Fuel Tank Beinding	2	70780843	
3	Sponge	2	70780844	
4	Screen	1	70780845	
5	Cover	1	10150053	
6	Cushion	1	70780846	
7	Fuel Sunction Filter	1	70780847	
8	Washer 18	1	10270143	
9	Fuel Sunction Assy	1	70780848	
10	Bolt M5X15	5	10260648	
11	Cushion 5	5	70780849	
12	Cushion 5	5	70780850	
13	Hose, Fuel Tank	2	70780851	
14	Clamp $\Phi 13 \sim \Phi 19$	4	70780852	
15	Hose	1	70780853	
16	Clamp $\Phi 9 \sim \Phi 13$	2	70780854	
17	Pin Shaft B $\Phi 8 \times 50$	2	70780855	
18	Split Pin 3.2X18	2	70780856	
19	Washer 6	2	10270066	
20	Hexagon Bolt Plug M12X1.5	1	10260650	
21	Screw Seal Cushion	1	70780857	
22	Bolt M8X110	2	10260649	
23	Nut M8	6	10280128	
24	Washer 8	2	10270056	
25	Sponge	2	70780858	

Engine Radiator- (C-4L88 62KW)-70781078

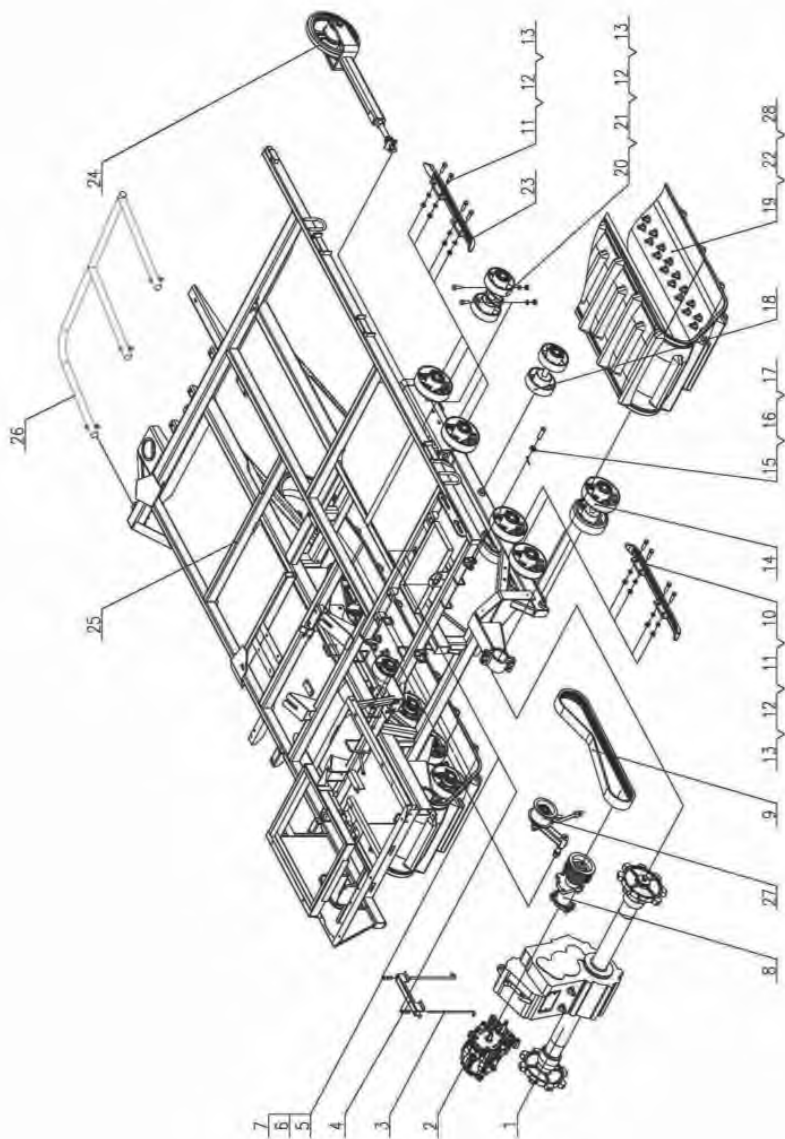


Engine Radiator- (C-4L88 62KW)-70781078

Item	Description	No.s	Part Code	Remark
1	Nut M12	4	10280126	
2	Water Tank Plate Weld	1	70780859	
3	Cushion	4	70780860	
4	Engine Radiator	1	70780861	
5	Radiator Support	1	70780862	
6	Upper Water Hose	1	70780863	
7	Front Radiator Support	1	70780864	
8	Bolt M8X20	2	10260534	
9	Spring Washer 8	2	10270126	
10	Washer 8	2	10270127	
11	Low Water Hose	1	70780865	
12	44-48 Steel Wire Hose	4		

Chassis Assembly-70781176

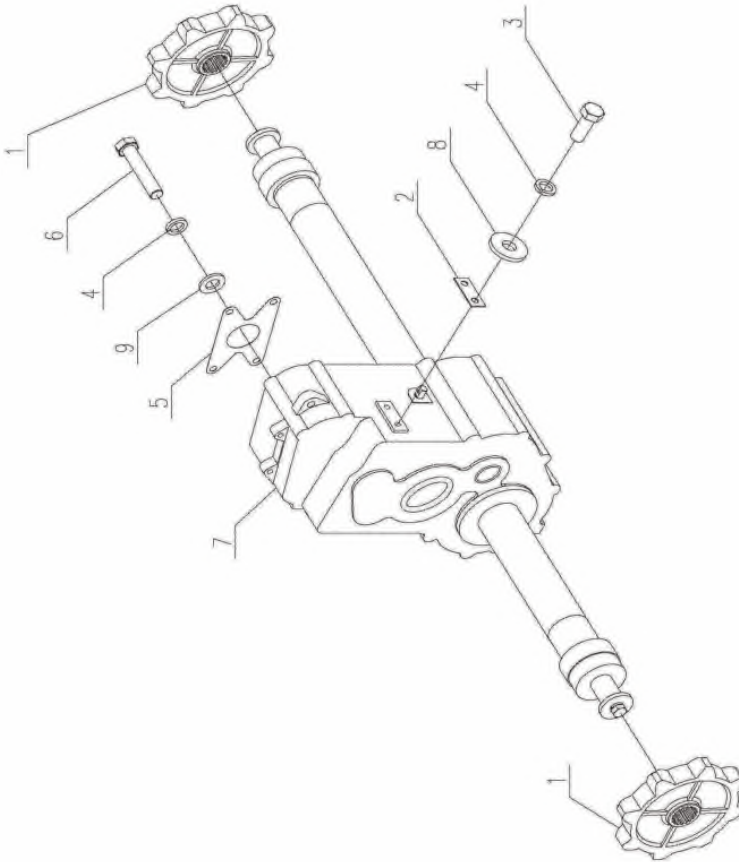
Chassis Assy-70781080



Chassis Assy-70781080

Item	Description	No.s	Part Code	Remark
1	Gear Box Assy	1	70780691	
2	HST Assy	1	70780692	
3	Draw Hook	2	70780400	
4	Pressing Plate	1	70780401	
5	Nut M8	2	10280159	
6	Washer 8	2	10270088	
7	Washer 8	2	10270118	
8	HST Connector	1	70780693	
9	Walk Belt 9J-5-1605	1	10300378	
10	Weld	2	10300474	
11	Bolt M12×40	16	10260614	10.9
12	Nut M12	20	10280160	10
13	Washer 12	20	10270085	
14	Support Roller	10	70780694	
15	Pin Shaft B16×55	2	70780404	
16	Washer 16	2	10270130	
17	Split Pin 4×36	2	10020157	
18	Balance Roller	2	70780695	
19	Rubber Track 400×90P×51	2	10300707	
20	Riding Roller	2	70780406	
21	Bolt M12×35	4	10260615	
22	Rubber Track 450×90P×51	2	70780407	
23	Rear Guide Rail Weld	2	10300475	
24	Tension Wheel Assy	2	10300477	
25	Chassis Weld	1	70780409	
26	Barrier	1	70780698	
27	Tension Wheel Assy	1	70780699	
28	Rubber Track 500*90*51	2	70780410	

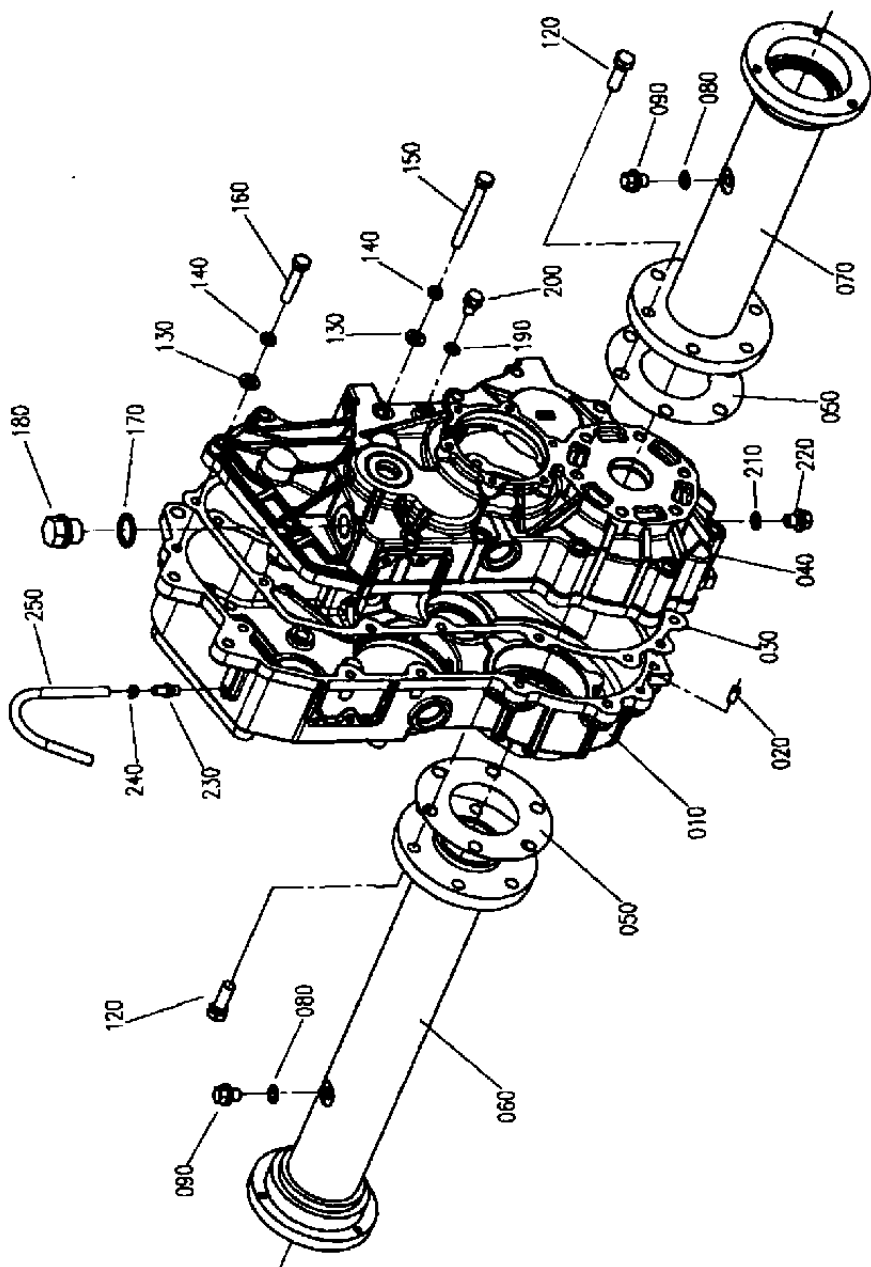
Gear Box Assy-70780691



Gear Box Assy-70780691

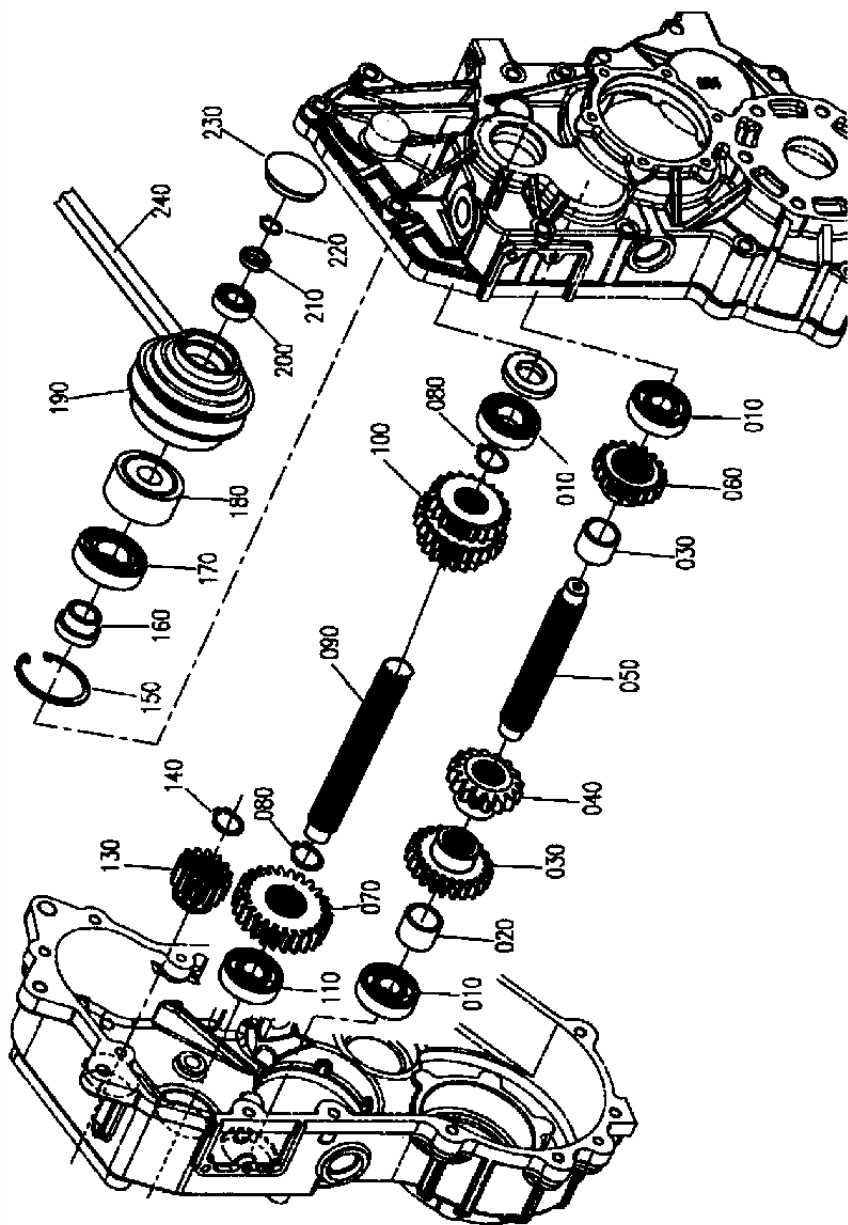
Item	Description	No.s	Part Code	Remark
1	Driving Chain Pulley	2	10300399	
2	Adjusting Pad, Gear Box	A/R	70780411	
3	Bolt M12X30	2	10260616	
4	Spring Washer 12	2	10270131	
5	HSTCushion	1	70780412	
6	Bolt M12X1.25X60	4	10260617	8.8
7	Gear Box Assy	1	70780700	
8	Washer	2	10270132	
9	Washer 12	4	10270133	

GEAR BOX ASSY WITH DESCRIPTION 1-70781204



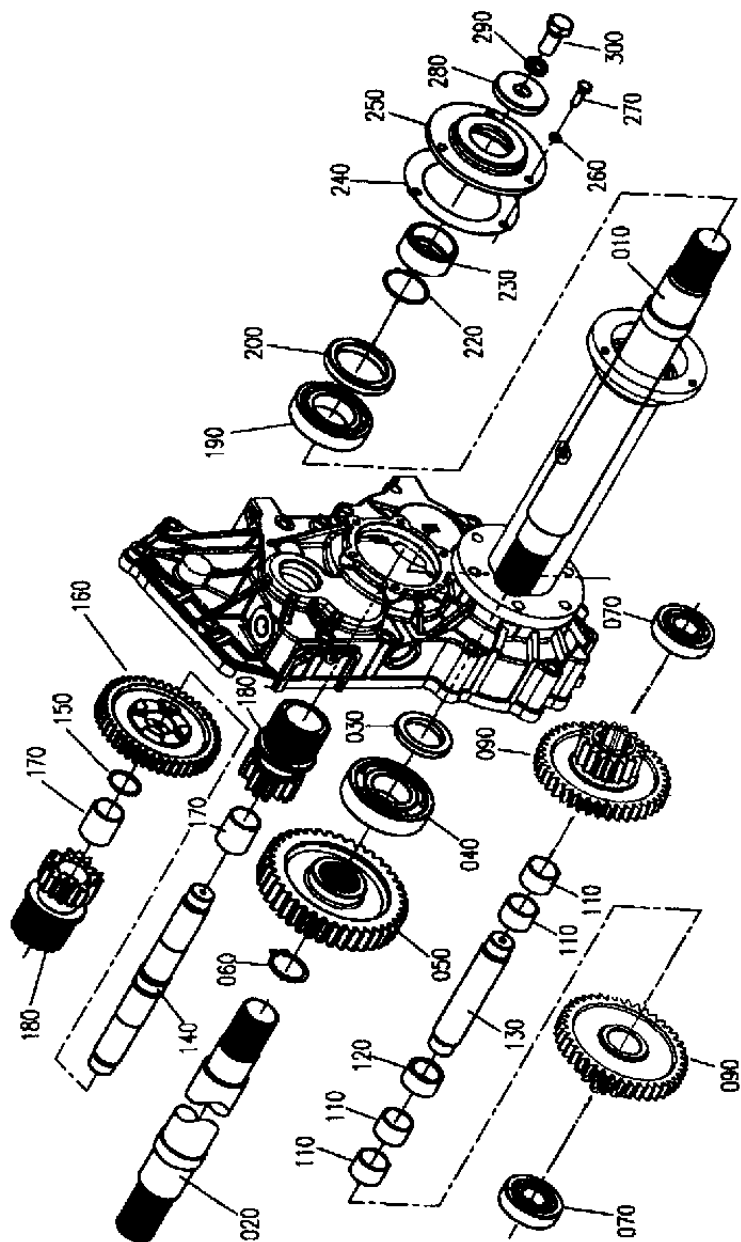
GEAR BOX ASSY WITH DESCRIPTION 1-70781204				
Item	Description	No.s	Part Code	Remark
10	Right Housing Of Gearbox	1	70781183	
20	Cylindrical Pin 8x18	2	10020282	
30	Box Pallet	1	10040102	
40	Left Housing Of Gearbox	1	10080023	
50	Axle Housing Gasket	2	10040103	
60	Half Shaft Right Arm	1	70781184	
70	Half Shaft Left Arm	1	70781185	
80	Copper Washer 12	2	10270310	
90	Gas Plug M12 X 1.25	2	70781186	
120	Hexagon Flange Bolt M12x35	12	10260849	
130	Gasket 10	13	10040104	
140	Gasket 10	13	10040105	
150	Bolt M10x 110	10	10260850	
160	Bolt M10x55	3	10260851	
170	Gasket24	1	10040106	
180	Gas Plug M24 X 1.5	1	70781187	
190	Copper Washer 10	1	10270311	
200	Plug M10x1	1	70781188	
210	Copper Washer 12	1	10270312	
220	Plug M12x1.25	1	70781189	
230	Ventilation Pipe Joint	1	70781190	
240	Spin Collar	1	10300946	
250	Air Hose Ø8200	1	10300947	

GEAR BOX ASSY WITH DESCRIPTION 2-70781205



GEAR BOX ASSY WITH DESCRIPTION 2-70781205				
Sr. No.	Description	No.s	Part Code	Remark
1	Bearing 6305	3	10050276	
2	Bearing	2	10050277	
3	Gear 1 Z=28,m=3	1	10250095	
4	Gear 3 Z=19,m=3.25	1	10250096	
5	Variable Speed Shaft	1	10290118	
6	Gear 2 Z=25,m=3	1	10250097	
7	Gear Z=23,m=3.25	1	10250098	
8	Circlip 30	2	10390141	
9	Shaft, Platform	1	10290119	
10	Variable Speed Gear	1	10250099	
11	Bearing NJ 305m	1	10050278	
12	Gear	1	10250100	
13	Circlip	1	10390142	
14	Hole Ring	1	10390143	
15	Sleeve	1	10300948	
16	Bearing 6206-2rs	1	10050279	
17	Cam Clutch	1	70781191	
18	Cam Belt Pulley	1	70781192	
19	Bearing 6203-2rs	1	10050280	
20	Sleeve	1	10300948	
21	Circlip	1	10390144	
22	Rubber Skeleton	1	70781193	
23	Belt (sb56)	1	10610031	

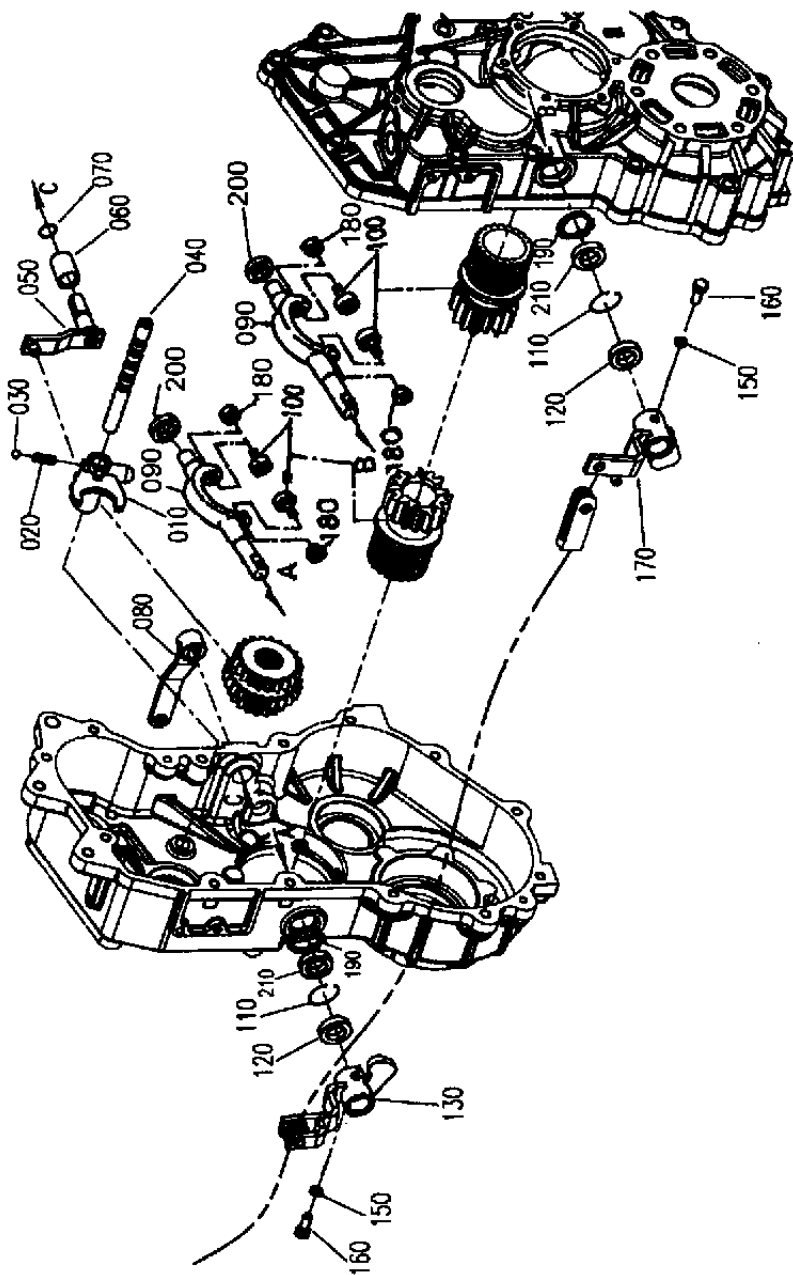
GEAR BOX ASSY WITH DESCRIPTION 3-70781206



GEAR BOX ASSY WITH DESCRIPTION 3-70781206

Item	Description	No.s	Part Code	Remark
10	Left Shaft	1	10290120	
20	Right Shaft	1	10290121	
30	Oil Seal Fb45x65x8	2	10010127	
40	Bearing 3209 Atn	2	10050281	
50	Driving Gear	2	10250101	
60	Circlip	2	10390142	
70	Bearing 3207 Atn	2	10050282	
90	Idle Wheel	2	10420013	
110	Sleeve-jf-800 3225	2	10300950	
120	Shaft Ring	1	10460026	
130	Idle Shaft	1	10290122	
140	Clutch Shaft,steering	1	10290123	
160	Center Gear For Clutch	1	10250102	
170	Sleeve-jf-800 3240	2	10300951	
180	Clutch Shaft,steering	2	10290124	
190	Roller Shaif 6210	2	10290125	
200	Skeleton Type Oil Seal	2	10010128	
220	O Seal 50x2.65	2	10010129	
230	Sleeve	2	10300952	
240	Paper Gasket For Shaft	2	10040107	
250	Paper Gasket For Shaft	2	10040108	
260	Gasket	8	10040109	
270	Bolt M8x25	8	10260852	
280	Shaft Ring	2	10460027	
290	Gasket16	2	10040110	
300	Bolt 16x25	2	10260853	

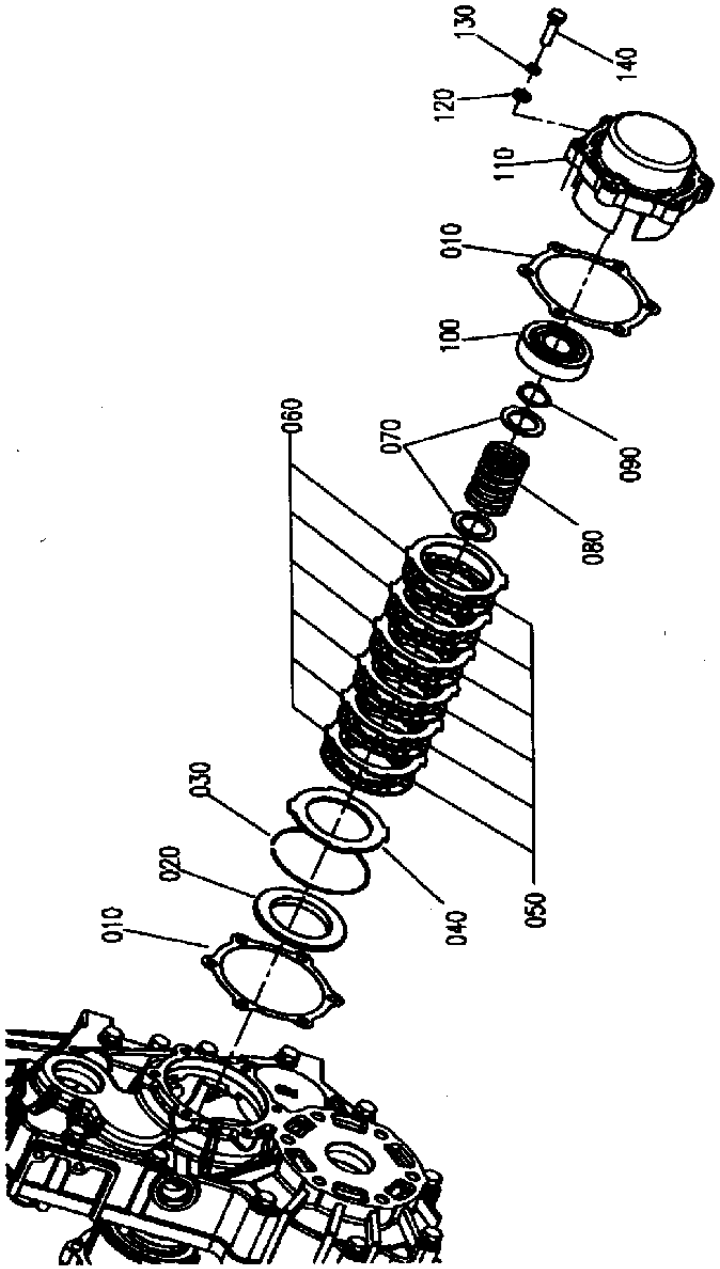
GEAR BOX ASSY WITH DESCRIPTION 4-70781207



GEAR BOX ASSY WITH DESCRIPTION 4-70781207

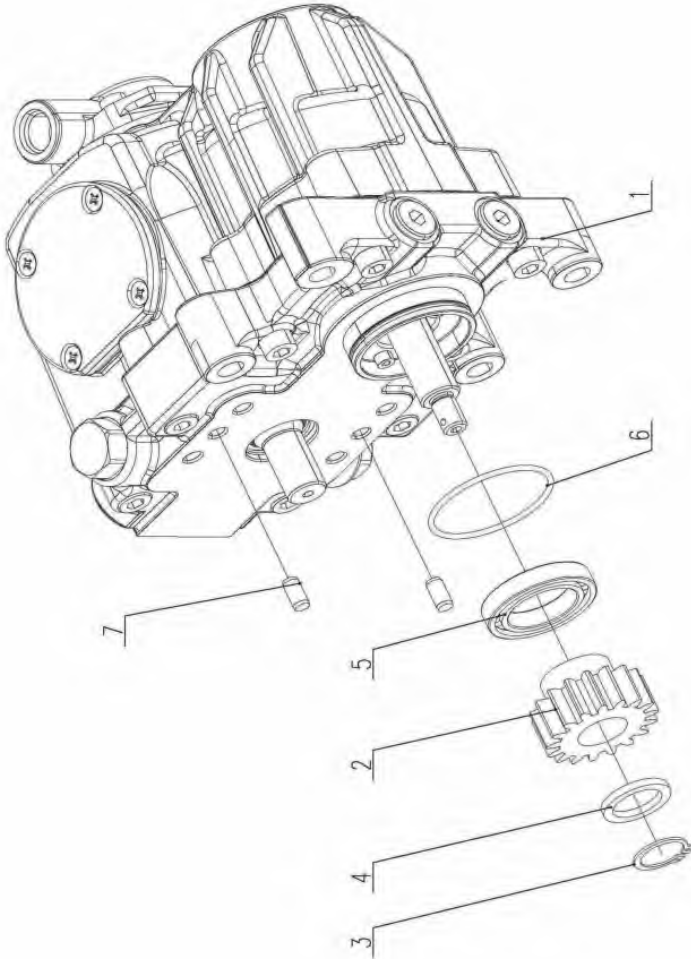
Item	Description	No.s	Part Code	Remark
10	Gear Shift Fork	1	70781194	
20	Side Shifting Fork Spring	1	10210111	
30	Iron Ball 8	1	70781195	
40	Gear Shifter Shaft	1	10290126	
50	Gear Shift Shaft	1	10290127	
60	Shaft Sleeve	1	10300953	
70	O Seal Ø11.8 X Ø2.65	1	10010130	
80	Side Fork Arm	1	70781196	
90	Wet Friction Fork	2	70781197	
100	Needle Bearing	4	10050283	
110	Needle Bearing 20 X32 X 16	2	10050284	
120	Oil Seal	2	10010131	
130	Right Rock Arm Unit	1	70781198	
150	Gasket8	2	10040111	
160	Bolt M8x25-10.9s	2	10260854	
170	Left Rock Arm Unit	1	70781199	
180	2# Hexagonal Nut	4	10280275	
190	Adjusting Gasket1	2	10040112	
200	Adjusting Gasket2	2	10040113	
210	Sleeve, Bearing Seat	2	70781200	

GEAR BOX ASSY WITH DESCRIPTION 5-70781208



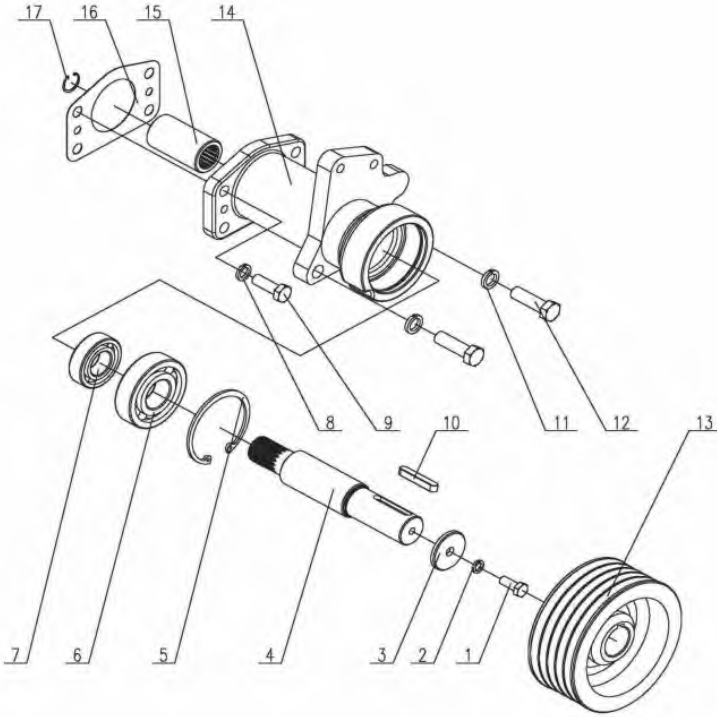
GEAR BOX ASSY WITH DESCRIPTION 5-70781208				
Item	Description	No.s	Part Code	Remark
10	Brake Box Gasket	2	10040114	
20	Thrust Collar	2	10300954	
30	Clasp	2	10300955	
40	Pressure Plate	2	70781201	
50	Inner Friction Sheet	14	70781202	
60	External Friction Sheet	14	70781203	
70	External Shaft Ring	4	10460028	
80	Spring	2	10210112	
90	Check Ring	2	10460029	
100	Bearing	2	10050285	
110	Brake Box Cover	2	10150070	
120	Gasket 10	12	10040104	
130	Gasket 10	12	10040105	
140	Bolt M10 X 40-8.8	12	10260855	

HST Assy-70780692



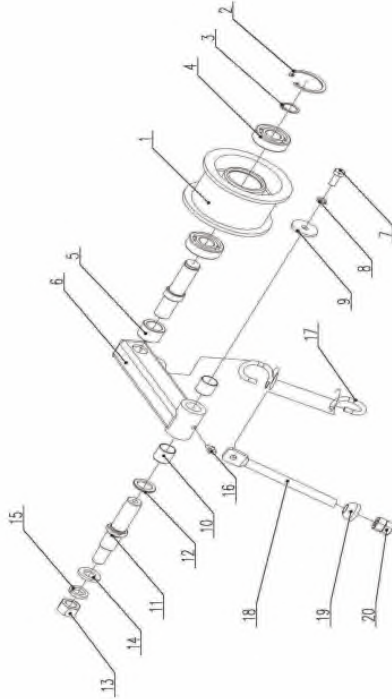
HST Assy-70780692				
Item	Description	No.s	Part Code	Remark
1	HST (30T)	1	70780413	
2	Gear (17Tooth)	1	10250080	
3	Circlip 24	1	10390091	
4	Washer	1	10270134	
5	Bearing 7000107	1	10300492	
6	O Ring 58X1.8	1	10460006	
7	Pin Shaft Ø8X16	2	70780414	

HST Connector-70780693



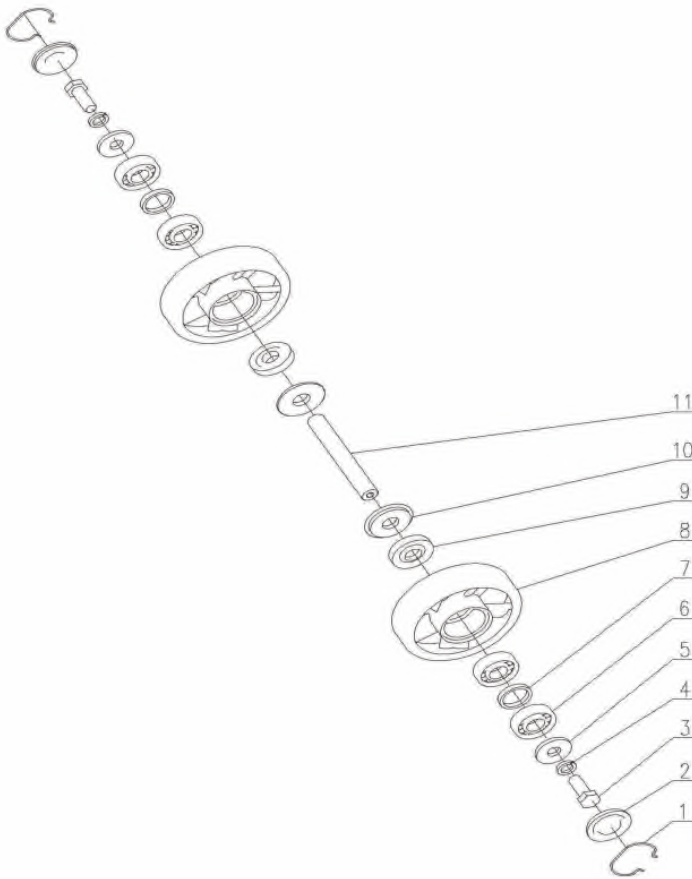
HST Connector-70780693				
Item	Description	No.s	Part Code	Remark
1	Bolt M8×20	2	10260587	
2	Washer8	2	10270118	
3	Cushion	1	70780415	
4	Spline Shaft	1	10300396	
5	Circlip72	1	10390092	
6	HST Bearing6306-RS	1	10050209	
7	HST Bearing6205-RS	1	10050210	
8	Washer10	3	10270091	
9	Bolt M10×30	3	10260579	
10	Key 8×45	1	7078417	
11	Washer12	2	10270085	
12	Bolt M12×40	2	10260614	
13	Pulley	1	10300610	
14	Flange	1	10230039	
15	Spline Sleeve	1	10300664	
16	Paper Cushion	1	70780418	
17	Circlip 22	1	10390093	

Tension Wheel Assy, Walk Belt-70780699



Tension Wheel Assy, Walk Belt-70780699				
Item	Description	No.s	Part Code	Remark
1	Tension Wheel	1	70780431	
2	Circlip 47	1	10390096	
3	Circlip 20	1	10390097	
4	Tension Wheel Bearing 6204-RS/P6	1	10050213	
5	Shaft Sleeve	2	70780432	
6	Tension Arm Weld	1	70780433	
7	Bolt M8x20	1	10260587	
8	Washer 8	1	10270118	
9	Washer	1	10270140	
10	Bearing	2	1050214	
11	Tension Shaft	1	70780434	
12	Adjusting Pad	1	70780436	
13	Nut M16	1	10280164	
14	Washer 16	1	10270130	
15	Washer 16	1	10270141	
16	Oil Cup M6	1	70780435	
17	Tension Spring	1	10300495	
18	Tension Rod	1	10300476	
19	Ball Seat	1	70780437	
20	Nut M12	2	10280160	

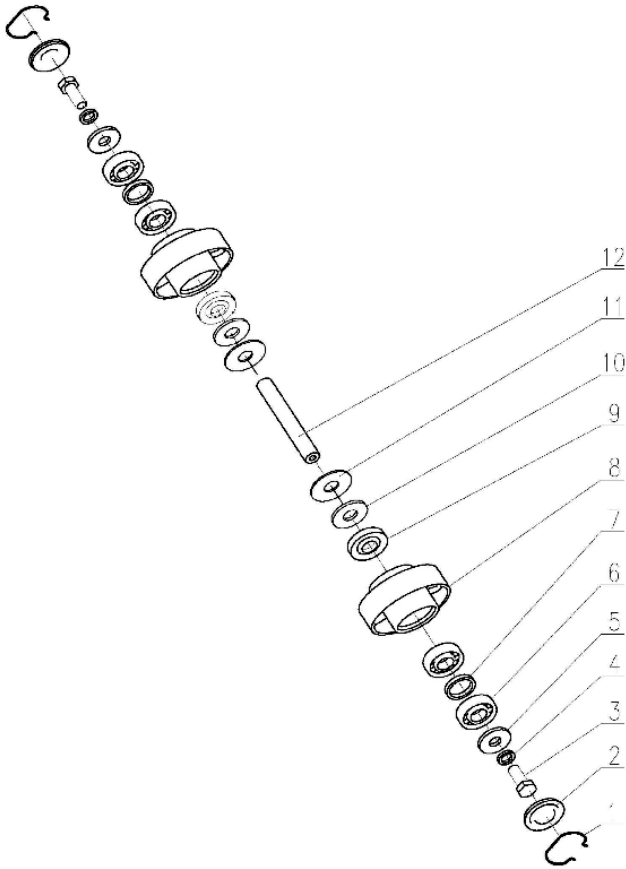
Support Roller Assy-70780694



Support Roller Assy-70780694

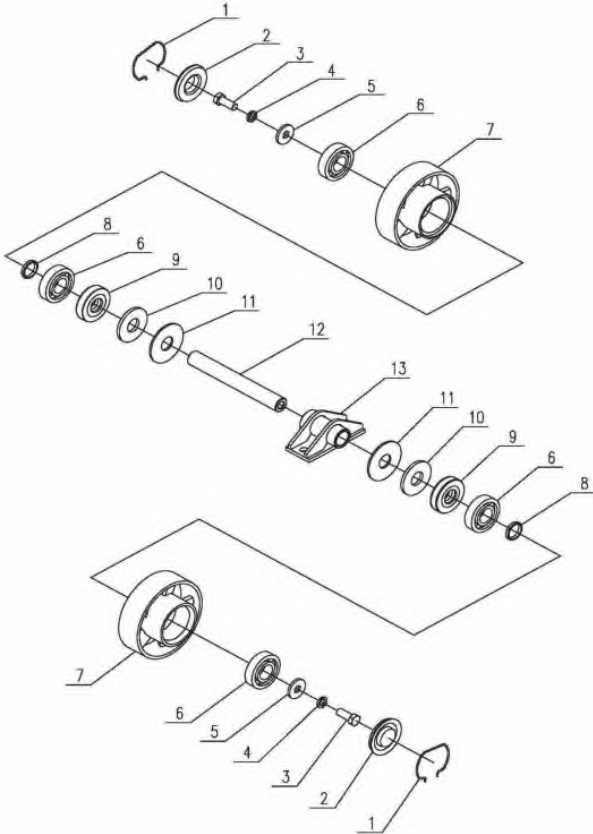
Item	Description	No.s	Part Code	Remark
1	Steel Wire Washer	2	10300719	
2	End Cover	2	10150042	
3	Bolt M12×1.5×30	2	10260618	
4	Washer 12	2	10270135	
5	Washer	2	10270136	
6	Bearing 6305	4	10050211	
7	Sleeve	2	70780419	
8	Support Roller	2	10300457	
9	Oil Seal Assy	2	70780704	
10	Pressure Cover	2	10150043	
11	Shaft	1	10300458	

Balance Roller-70780695



Balance Roller-70780695				
Item	Description	No.s	Part Code	Remark
1	Steel Wire Circlip	2	10300719	
2	End Cover	2	10150042	
3	Bolt M12×1.5×30	2	10260618	
4	Washer 12	2	10270135	
5	Washer	2	10270136	
6	Bearing 6305	4	10050211	
7	Sleeve	2	70780419	
8	Balance Wheel	2	10300443	
9	Oil Seal Assy	2	70780704	
10	Inner Pressure Cover	2	10300459	
11	Outer Pressure Cover	2	10300460	
12	Shaft	1	10300458	

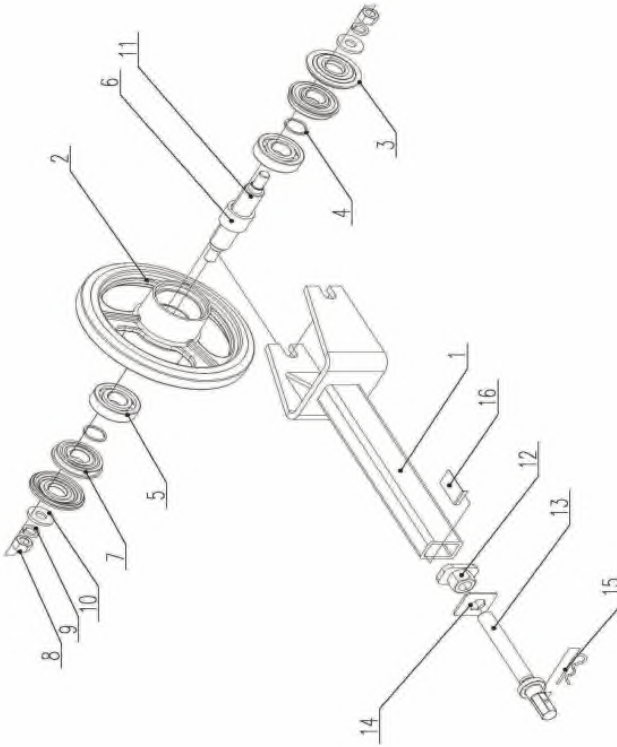
Riding Roller Assy-70780406



Riding Roller Assy-70780406

Item	Description	No.s	Part Code	Remark
1	Steel Wire Circlip	2	10300719	
2	End Cover	2	10150042	
3	Bolt M12×1.5×30	2	10260618	
4	Washer 12	2	10270135	
5	Washer	2	10270136	
6	Bearing 6305	4	10050211	
7	Balance Wheel	2	10300443	
8	Sleeve	2	70780419	
9	Oil Seal Assy	2	70780704	
10	Inner Pressure Cover	2	10300459	
11	Outer Pressure Cover	2	10300460	
12	Shaft	1	10300458	
13	Connecting Seat Weld	1	70780421	

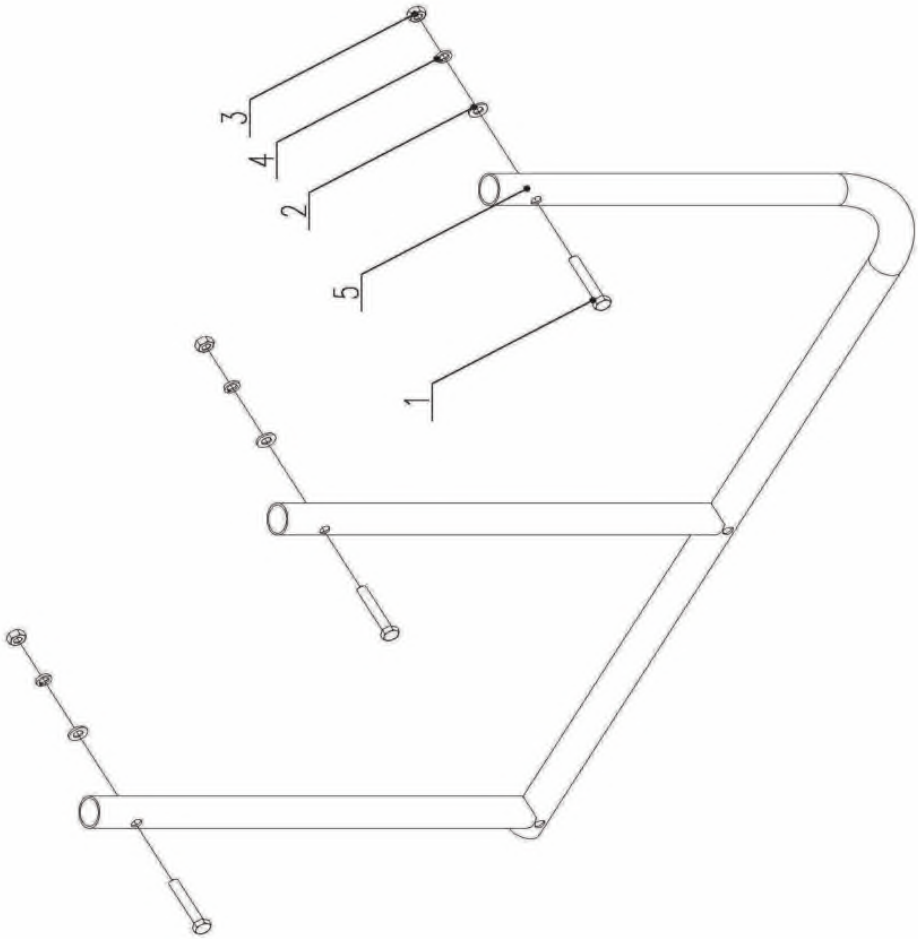
Tension Wheel Assy-70780697



Tension Wheel Assy-70780697

Item	Description	No.s	Part Code	Remark
1	Tension Frame Welding	1	10300507	
2	Tension Roller	1	10300614	
3	Pressure	2	10300456	
4	Short leeve	2	70780425	
5	Bearing 6306-RS	2	10050212	
6	Sleeve	1	10300455	
7	Oil Seal Combination	2	10300447	Purchase
8	Nut M16	2	10280161	
9	Washer 16	2	10270137	
10	Circlip	2	10390095	
11	Tension Roller Shaft	1	10300613	
12	Limited Plate Welding	1	10300611	
13	Adjustment Rod	1	10300612	
14	Position Baord Weld	1	70780423	
15	Spring Pin	1	70780428	
16	Adjusting Cushion	A/R	70780429	

Barrier-70780698

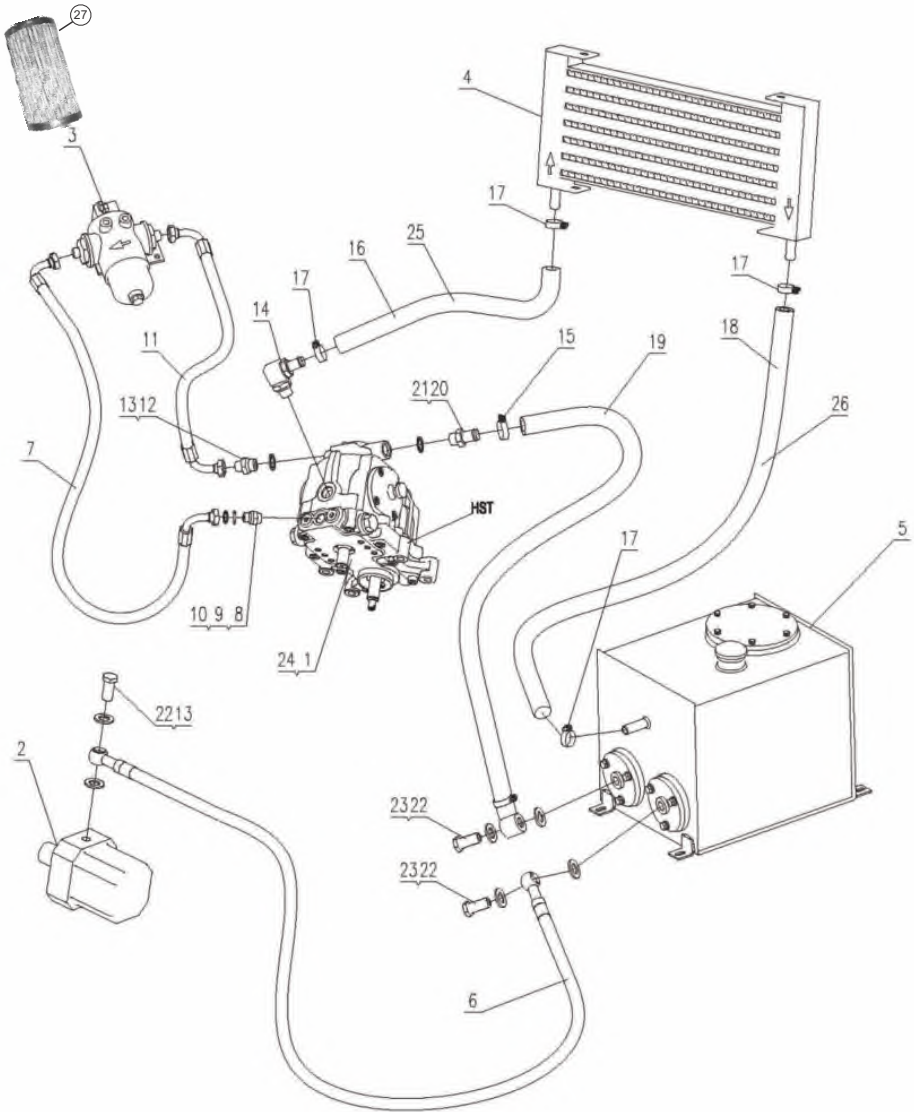


Barrier-70780698

Item	Description	No.s	Part Code	Remark
1	Bolt M10×65	3	10260620	
2	Washer 10	3	10270138	
3	Nut M10	3	10280163	
4	Washer 10	3	10270139	
5	Barrier	1	70780430	

Hydraulic Assembly

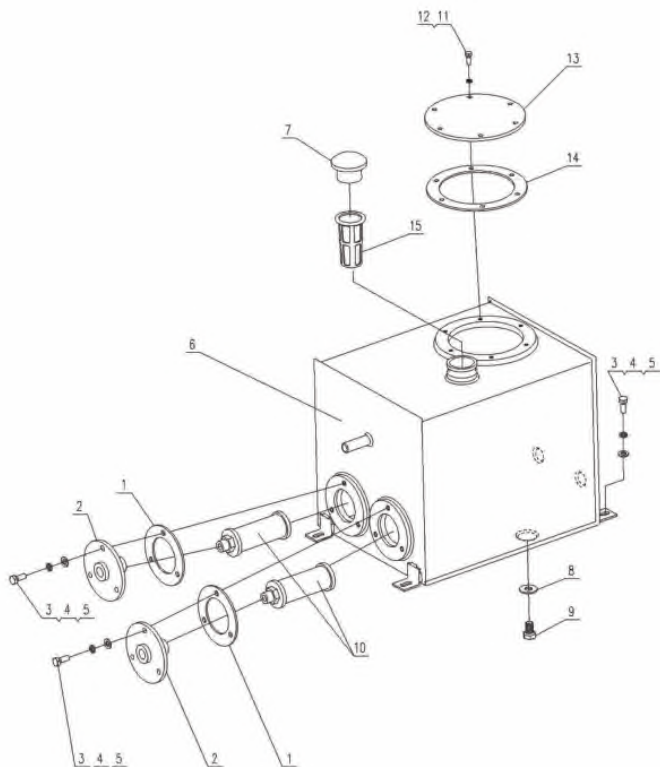
HST and Hydraulic Parts Assy-70781094



HST and Hydraulic Parts Assy-70781094

Item	Description	No.s	Part Code	Remark
1	HST Assy	1	70780692	
2	Gear Pump CBN-E310	1	70780438	
3	Oil Filter Assy	1	70780705	
4	Cool Unit, Hydraulic Oil	1	70780439	
5	Hydraulic Oil Tank	1	70780706	(BigGrainTank,Sunshade)
	Hydraulic Oil Tank	1	70780707	(Small GrainTank,Sunshade,Cabin)
6	Inlet Hose, Gear Pump	1	70780440	
7	Inlet Hose, Oil Filter-HST	1	70780441	
8	Connector	1	70780442	
9	O Ring 14×2.65	1	10460007	
10	Seal Washer 20	1	70780408	
11	Oil Pipe(Oil Pump-Oil Filter)	1	70780443	
12	Outtake Connector	1	70780444	
13	Washer 21	1	10220056	
14	Outlet Connector	1	70780445	
15	Clamp 32	1	10220057	
16	Inlet Pipe, Cool Unit	1	70780446	(88hp)
17	Clamp 27	4	10220058	
18	Oil Return Pipe Assy, Cool Unit	1	70780447	(88hp)
19	Inlet Pipe Assy, HST	1	70780708	
20	Inlet Pipe Connector, HST	1	70780448	
21	Washer 27	1	10270142	
22	Bolt M18×1.5	3	10260621	
23	Washer 18	6	10270143	
24	Washer (1mm)	A/R	10270144	
25	Inlet Pipe, Cool Unit	1	70780449	(98hp)
26	Oil Return Pipe Assy, Cool Unit	1	70780709	(98hp)
27	HST Filter	1	10300716	

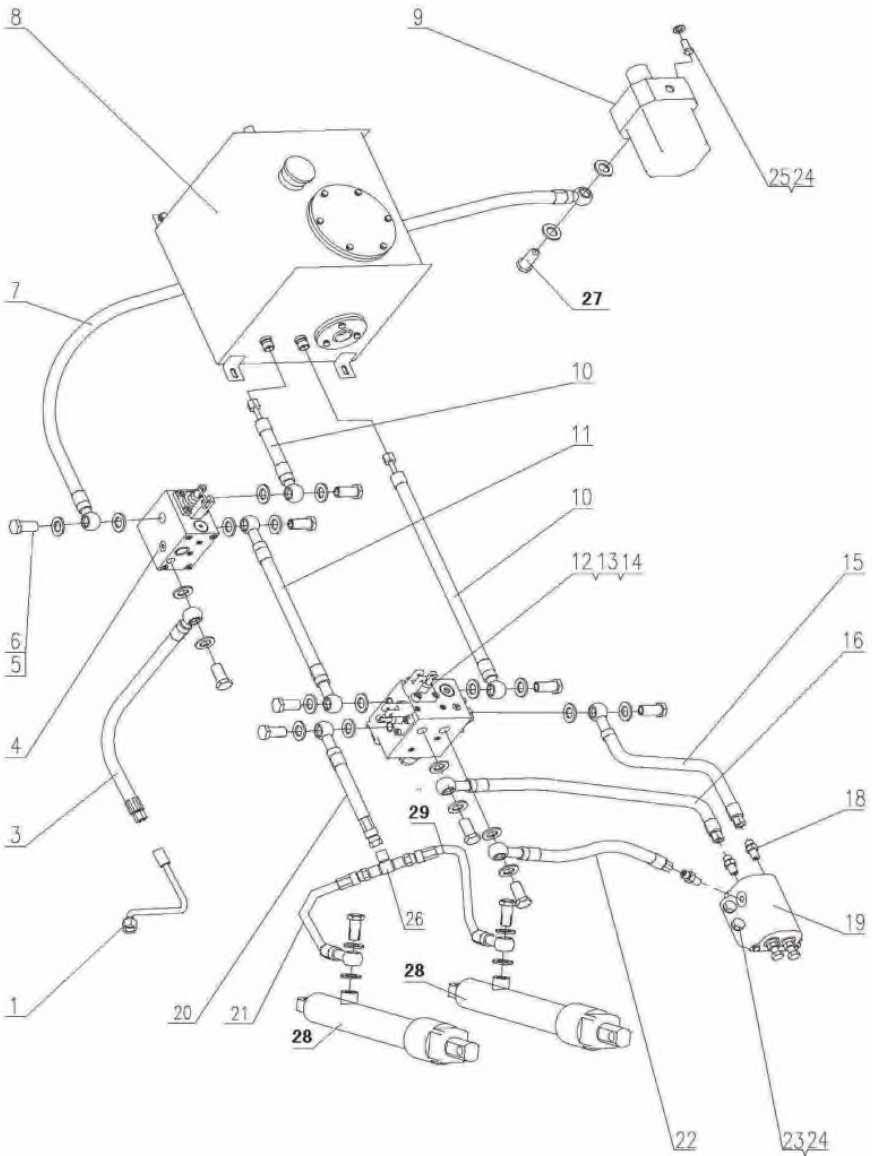
Hydraulic Oil Tank (Cabin or Small Grain Tank)-70781095



Hydraulic Oil Tank (Cabin or Small Grain Tank)-70781095

Item	Description	No.s	Part Code	Remark
1	Oil Seal	2	10010116	
2	Connect Disc, Oil Filter	2	70780450	
3	Bolt M8×20	10	10260587	
4	Washer 8	10	10270118	
5	Washer 8	10	10270088	
6	Oil Tank	1	70780451	
7	Cover	1	10150046	
8	Washer 12	1	10270145	
9	Hexagon Plug M12×1.5	1	70780452	
10	Oil Filter	2	70780453	
11	Bolt M6X16	6	10260622	
12	Cushion 6	6	70780454	
13	Cushion	1	70780455	
14	Cover	1	10150047	
15	Filter Sieve	1	70780456	

Hydraulic Valves (Small Grain Tank) -70781097

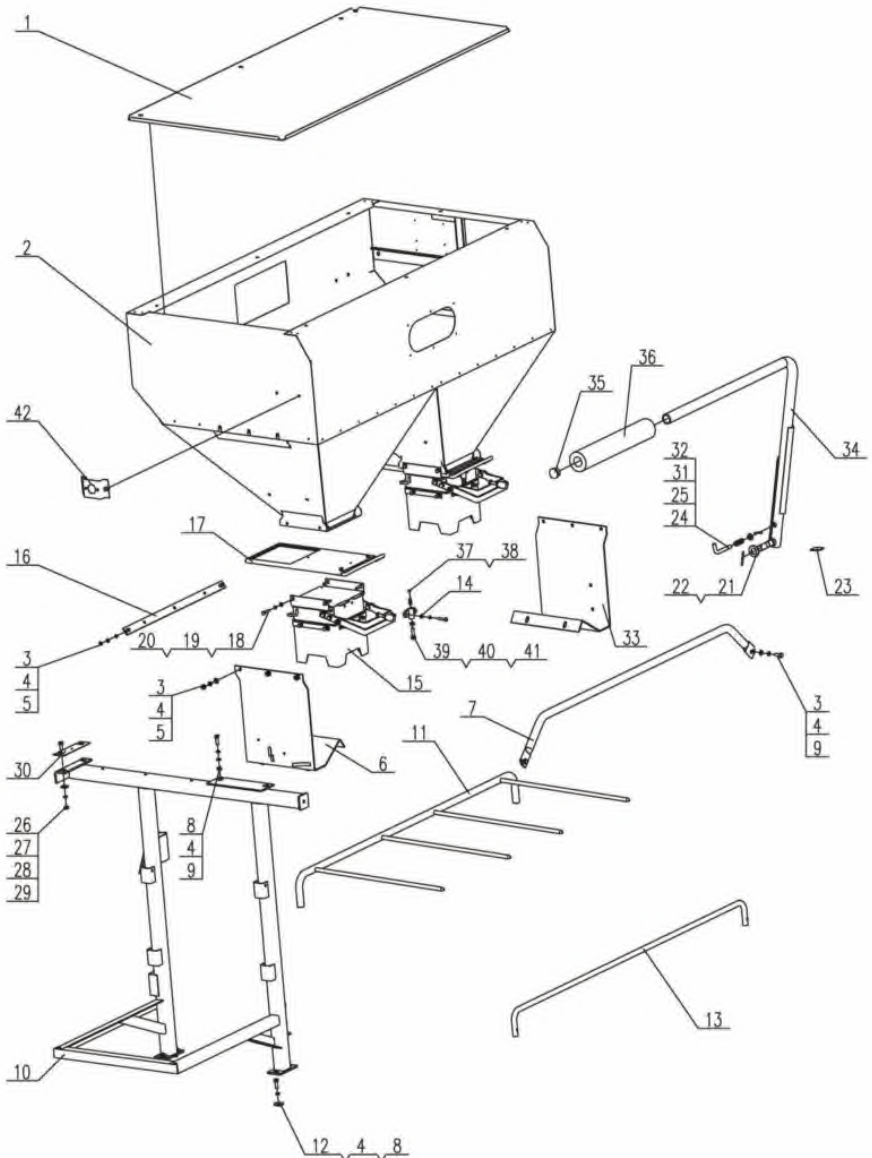


Hydraulic Valves (Small Grain Tank) -70781097

Item	Description	No.s	Part Code	Remark
1	Oil Hose Assy, Header	1	70781001	
3	Main Oil Hose,Reel	1	70781002	
4	One-way Valve	1	70781003	
5	Bolt M18×1.5	12	10260621	
6	Washer 18	24	10270143	
7	Inlet Oil Hose	1	70781004	
8	Hydraulic Oil Tank	1	70780707	Left
9	Gear Pump CBN-E310	1	70780438	
10	Oil PumpOne-way Valve	2	70781005	
11	Connect Oil Hose	1	70781006	
12	Multi-way Valve	1	70781007	
13	Connector	1	70781008	
14	Connector	1	70781009	
15	Oil Hose,steer left	1	70781010	
16	Oil Hose, steer right	1	70781011	
18	Connector ,Steer Cylinder	3	70781012	
19	Oil Cylinder SL-JZXGB	1	70781013	
20	Oil Hose Assy, Header	1	70781014	
21	Left Oil Pipe	1	70781015	
22	Oil Return Pipe Steering	1	70781016	
23	Screw M8×25	4	10260656	
24	Washer 8	8	10270108	
25	Screw M8×30	4	10260657	
26	Connector	1	70781017	
27	Bolt	1	10260658	
28	Header Cylinder	1	10300549	
29	Left Oil Pipe	1	70781018	

Grain Tank Assembly - 70781178

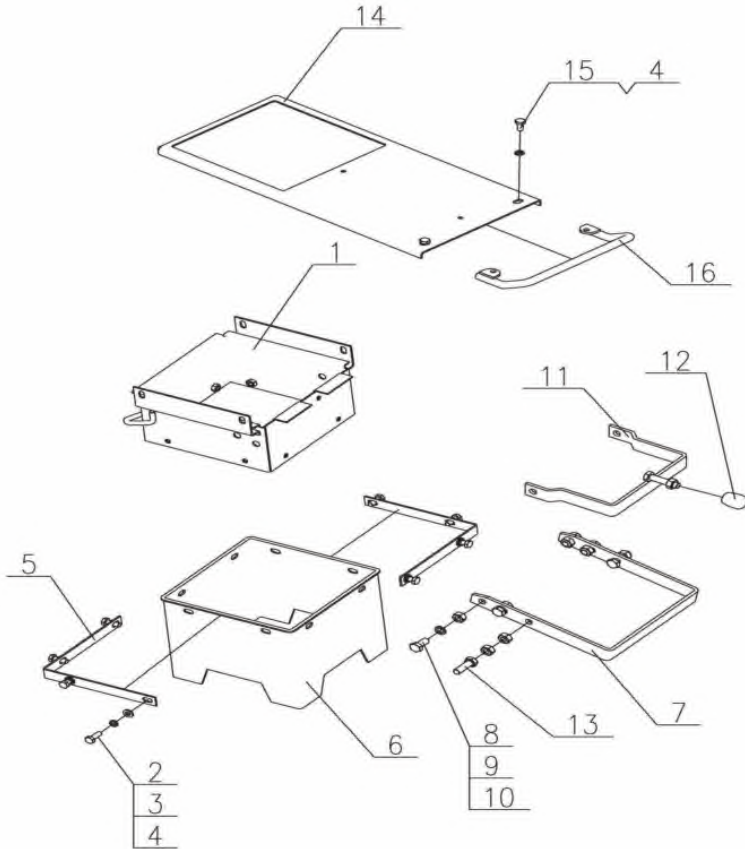
GRAIN TANK ASSY (SMALL GRAIN TANK)-70781084



GRAIN TANK ASSY (SMALL GRAIN TANK)-70781084

Item	Description	No.s	Part Code	Remark
1	Cover	1	10150048	
2	Grain Tank	1	70780710	
	Grain Tank	1	70780711	
3	Washer 8	12	10270146	
4	Washer 8	22	10270147	
5	Nut M8	16	10280165	
6	Rear Plate Weld	1	70780457	
7	Knob (Grain Tank)	1	70780458	
8	Washer 8	10	10270148	
9	Bolt M8×20	6	10260575	
10	Rear Support Frame Weld	1	70780459	
	Rear Support Frame Weld	1	70780460	
11	Hanger Weld	1	70780461	
12	Bolt M8×25	4	10260581	
13	Bar	1	70780462	
14	Bolt M6×20	4	10260623	
15	Grain-unload Assy	2	70780712	
16	Plate	1	70780463	
17	Grain-outlet Assy	2	70780713	
18	Washer 6	10	10270149	
19	Washer 6	10	10270150	
20	Bolt M6×16	8	10260590	
21	Washer 18	1	10270151	
22	Split Pin 5×30	1	10020158	
23	Rubber	1	70780464	
24	Pin	1	10020159	
25	Torsional Spring	1	70780465	
26	Bolt M10×30	2	10260595	
27	Washer 10	2	10270139	
28	Nut M10	2	10280163	
29	Washer 10	2	10270152	
30	Adjusting Pad	A/R	70780466	
31	Washer 10	1	10270153	
32	Split Pin 3×20	1	10020160	
33	Plate	1	70780467	
34	Barrier Weld	1	70780468	
35	Plug	1	70780469	
36	Sleeve (Barrier)	1	70780470	
37	Ballφ8	2	70780471	
38	Baffle Spring	2	70780472	
39	Baffle, Gate	2	70780473	
40	Nut M8	2	10280166	
41	Bolt M8X30	2	10260624	
42	Bracket, Steer Lamp	1	70780474	

Outlet&Gate Assy (Small Grain Tank) -70781085

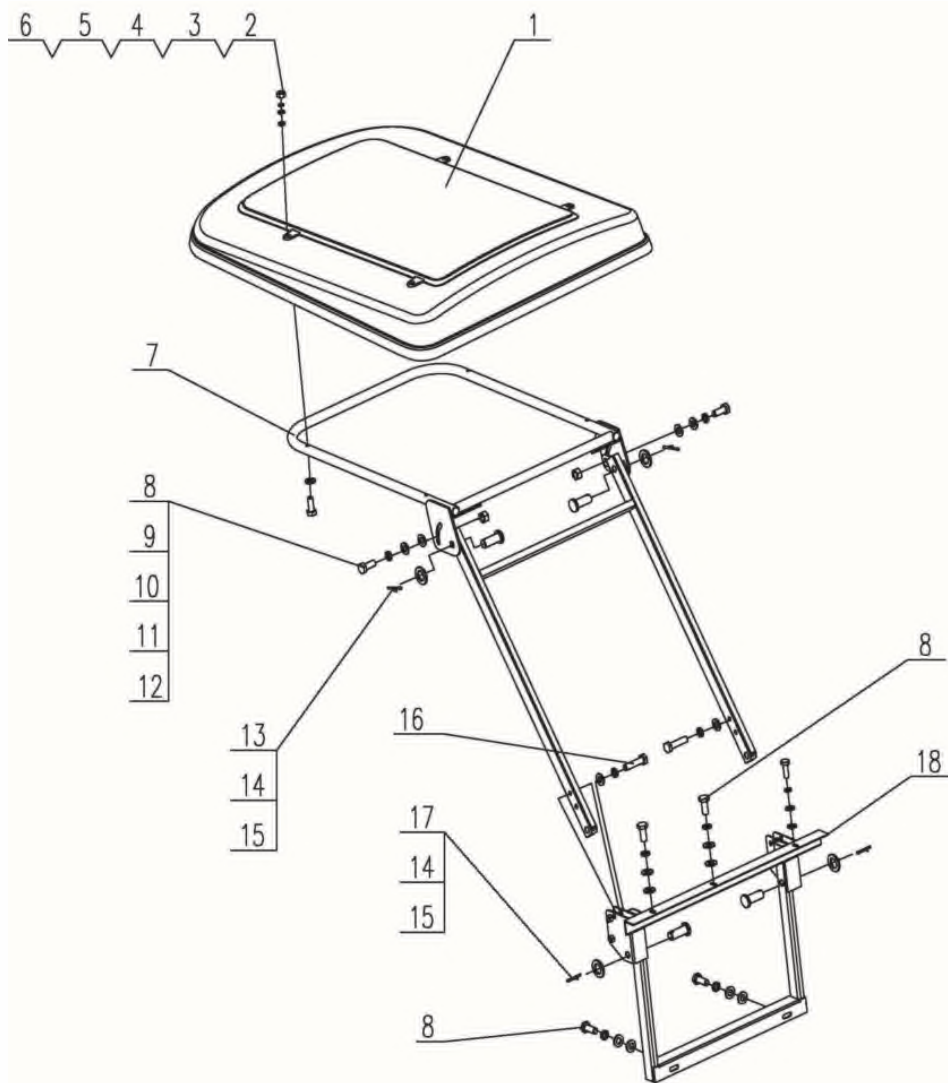


Outlet&Gate Assy (Small Grain Tank) -70781085

Item	Description	No.s	Part Code	Remark
1	Grain Outlet Weld	1	70780751	
2	Bolt M6X16	8	10260590	
3	Washer 6	8	10260066	
4	Washer 6	10	10270104	
5	Fixed Part	2	70780010	
6	Guide	1	70780749	
7	Fixed Seat for Bag	1	70780750	
8	Bolt M8X16	4	10260591	
9	Nut M8	9	10280128	
10	Washer 8	4	10270056	
11	Movable Seat Weld for Bag	1	70780752	
12	Handle Sleeve M8	1	70780753	
13	Bolt M8X25	2	10260542	
14	Gate	1	70780754	
15	Bolt M6X12	2	10260531	
16	Knob Weld	1	70780755	

Sun-Roof Assembly-70781179

Sun-Roof (Small Grain Tank)-70781112

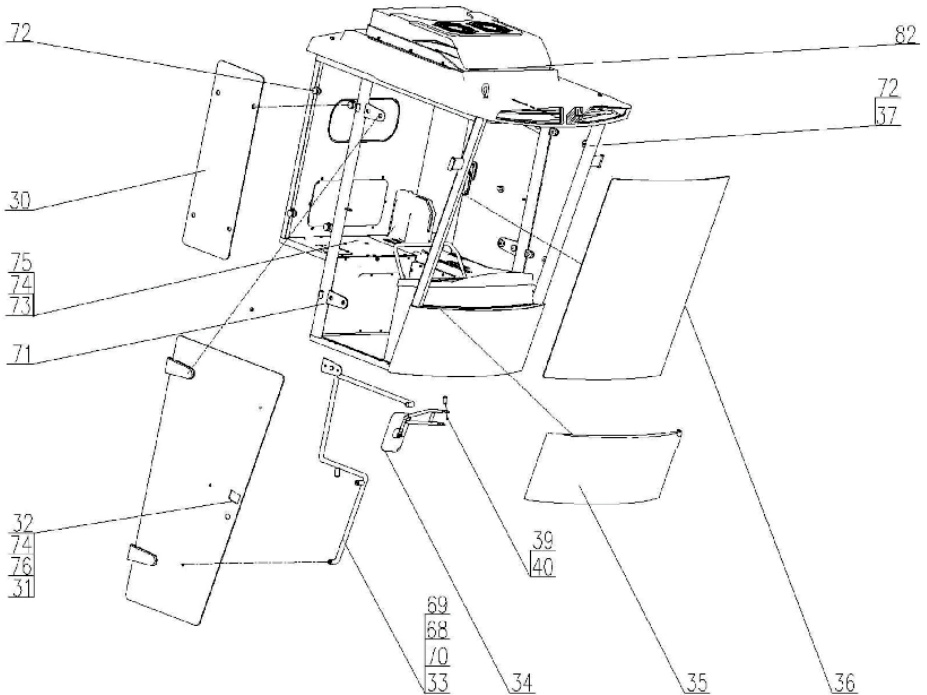
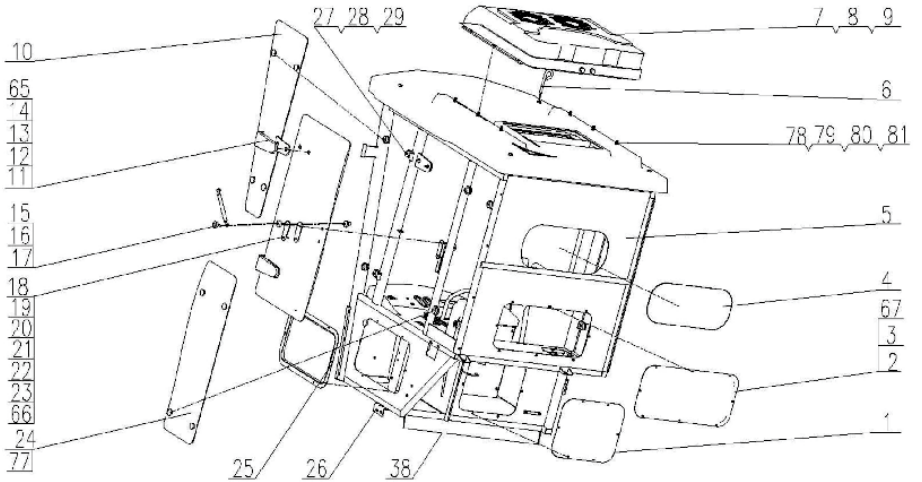


Sun-Roof (Small Grain Tank)-70781112

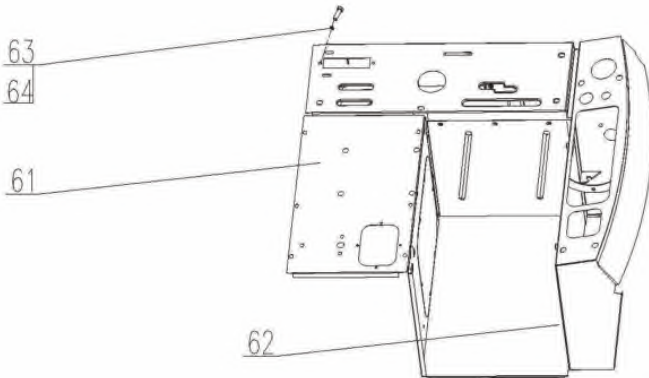
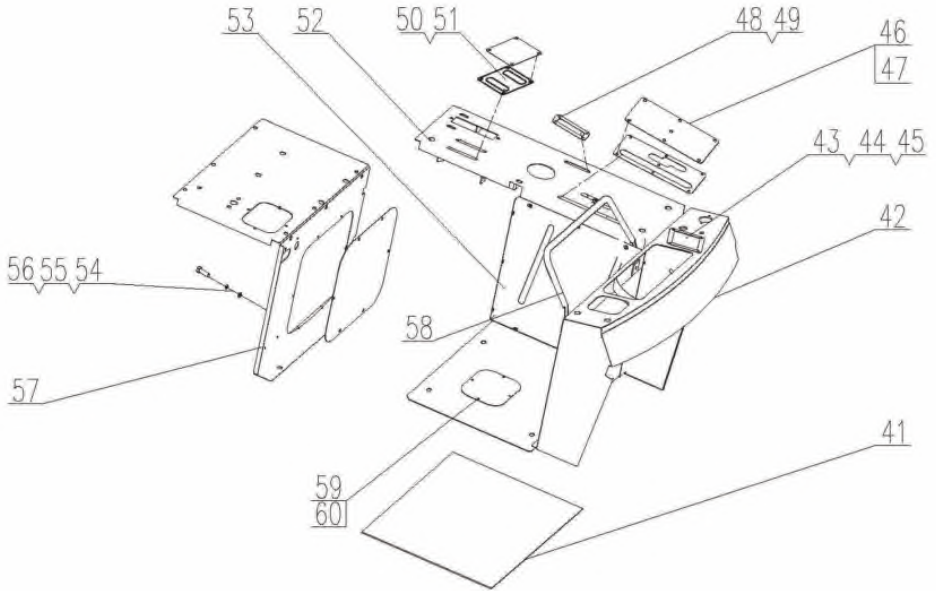
Item	Description	No.s	Part Code	Remark
1	Sun-roof	1	70780475	
2	Screw M8X50	4	70780476	
3	Washer 8	4	10270146	
4	Washer 8	4	10270147	
5	Washer 8	8	10270154	
6	Nut M8	4	10280165	
7	Upper Support Weld	1	70780536	
8	Bolt M10X25	7	10260625	
9	Washer 10	9	10270138	
10	Washer 10	9	10270139	
11	Nut M10	2	10280163	
12	Washer 10	7	10270152	
13	Pin Shaft B16X45	2	70780478	
14	Split Pin 4X30	4	10020161	
15	Washer 16	4	10270155	
16	Bolt M10X45	2	10260626	
17	Pin Shaft B16X65	2	70780479	
18	Low Support Weld	1	70780480	

Cabin Assy - 70780715

Cabin Assy-70780715



Cabin Assy-70780715



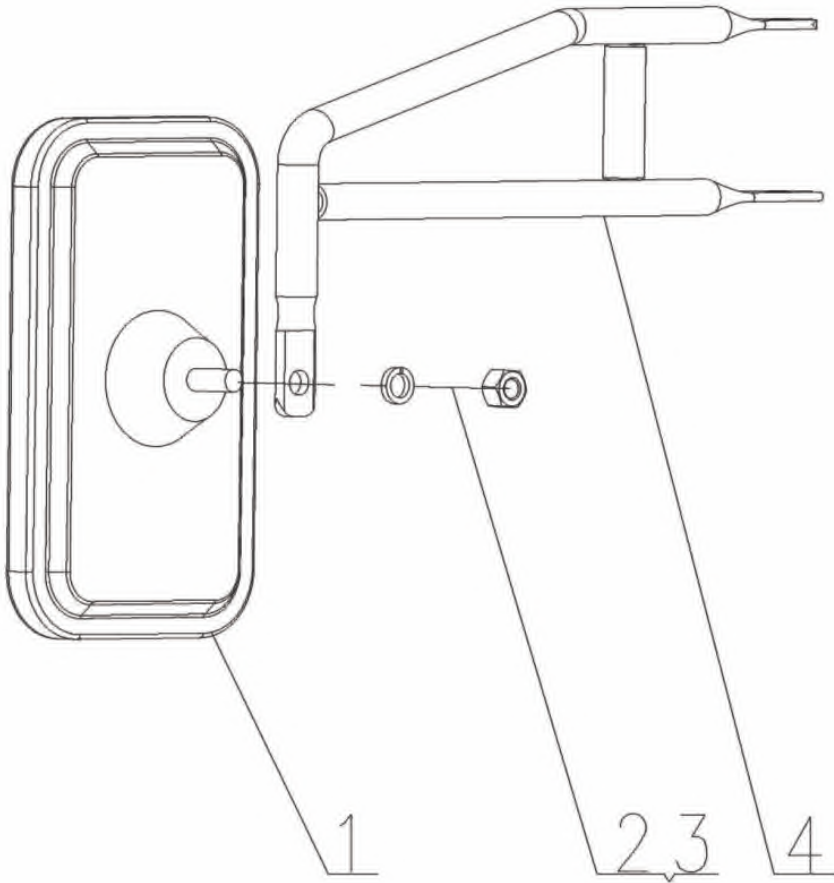
Cabin Assy-70780715

Item	Description	No.s	Part Code	Remark
1	Plate for Maintenance	1	70780481	
2	Rear Board	1	70780482	
3	Bolt	361	10260628	
4	Rear Glass	1	70780483	
5	Rear Decorative Plate	1	70780484	
6	Hook	4	70780485	
7	Air-condition	1	70780486	
8	Interated Top	1	70780487	
9	Inner Decorative Top	1	70780488	
10	Left Glass	1	70780489	
11	Hinge	4	70780490	
12	Pin 12×80	4	10020162	
13	Bolt	8	10260629	
14	Block	1	70780491	
15	Nut	1	10280167	
16	Air Support Seat	1	70780492	
17	Air Support Rod, Left Window	1	70780493	
18	Lock Assy, Left Window	1	70780716	
19	Fixed Board Weld, Window	1	70780494	
20	Rubber Cushion 1, Window	1	70780495	
21	Rubber Cushion 2, Window	1	70780496	
22	Lock Screw	1	70780497	
23	Lock Rivet	1	70780498	
24	Left Rear Glass	1	70780499	
25	Cover	1	10150049	
26	Secondary Gear Frame	1	70780500	
27	Rubber Washer	2	10270156	
28	Washer 10	8	10270091	
29	Washer 10	18	10270092	
30	Right Rear Glass	1	70780501	
31	Lock	1	70780502	
32	Glass, Right Door	1	70780503	
33	Arm Rest Weld	1	70780504	
34	Side Mirror Assy	2	70780717	
35	Font Cover	1	10150050	
36	Front Glass	1	70780505	
37	Cabin Weld	1	70780506	
38	COBINATION OF CURTAINS	1	70780556	
39	Bolt M10×100	1	10260603	
40	NutM10	2	10280168	

Cabin Assy-70780715

Item	Description	No.s	Part Code	Remark
41	RUBBER FLOORING	1	70780546	
42	OPERATION BOX WeID	1	70780543	
43	LEATHER CASE	1	70780424	
44	Pressing Plate	2	70780507	
45	LEATHER CASE	1	70780426	
46	Cushion	1	70780508	
47	Pressing Plate	1	70780509	
48	Rear Cushion	1	70780510	
49	Rear Pressing Plate	1	70780511	
50	Cushion	1	70780512	
51	Pressing Plate	1	70780513	
52	Plate Weld	1	70780514	
53	Plate	1	70780515	
54	Bolt M6×16	64	10260631	
55	Washer 6	40	10270063	
56	Washer 6	20	10270157	
57	Plate Weld	1	70780516	
58	Front Arm Rest Weld	1	70780517	
59	Bottom Cover Weld	1	70780518	
60	Cover	1	10150051	
61	Seat Board Weld	1	70780519	
62	Front Board	1	70780520	
63	Bolt M10×25	4	10260612	
64	Washer 10	6	10270153	
65	Bolt M10×30	8	10260610	
66	Glass, Left Window	1	70780521	
67	Rear Board	1	70780522	
68	Washer 8	2	10270118	
69	Nut M8	3	10280159	
70	Pneumatic Support Rod	1	70780523	
71	Rubber Washer	2	70780524	
72	Rubber Washer	8	70780525	
73	Rubber Washer	12	70780526	
74	Rubber Washer	12	70780527	
75	Side Window Nut	12	10280169	
76	Door Lock	1	70780528	
77	Position Limit Seat	1	70780529	
78	Rubber Washer	1	70780530	
79	Washer 12	6	10270158	
80	Washer 16	6	10270159	
81	Nut M6	6	10280170	
82	Board	1	70780531	

Side Mirror-70780717



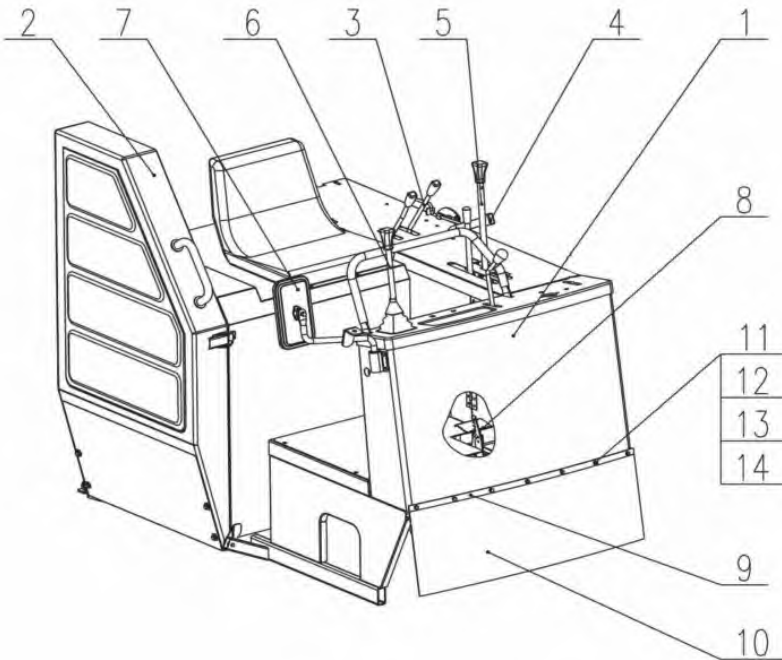
Side Mirror-70780717				
Item	Description	No.s	Part Code	Remark
1	Side Mirror Holder	1	70780532	
2	Mirror (50)	1	70780533	
3	Nut M10	1	10280168	
4	Washer 10	1	10270091	

Electrical Assy - 70781113

Electrical Assy Detail Table-70781113				
Item	Description	No.s	Part Code	Remark
1	Main Harness	1	70780534	
2	Cable Assy, Power Switch	1	70780535	
3	Starting Cable Assy	1	70780729	
4	Ground Cable Assy	1	70780720	
5	Start Switch	1	10300531	
6	preheat	1	10300713	
7	power switch	1	10300713	
8	Steering Lamp	2	70780539	
9	Alarm, Small Grain Tank	1	70780721	
10	Front Lamp	2	70780541	
11	Lamp, Grain Discharging	1	70780542 (FRONT), 70780746 (REAR)	
12	Center Control Box	1	10300551	
13	Double Switch	1	70780537	
14	Working Lamp	1	70780540	
15	single voice Horn	2	10300510	
16	Steering Switch	1	70780544	
17	Main Clutch Safty Switch	1	70780545	
18	safty staring switch	2	10300539	
19	Sensor, Grain Tank	1	70780547	
20	Sensor, Auger Speed	1	70780548	
21	Battery	1	70780549	
22	instrument assy	1	10300709	
23	Oil Sensor	1	70780550	
24	Rotate Speed Sensor	1	70780551	
25	Water Temperature Sensor	1	70780552	
26	Jacket	1	70780553	
27	Jacket	3	70780554	
28	Jacket	2	70780555	
29	Preheat Start Relay	1	10300511	
30	Jacket Starter	1	70780557	
31	Jacket Water Temperature	1	70780558	
32	Jacket Generator	3	70780559	
33	ZDG150×5/300×5	A/R	70780560	
34	PP9101202	26	70780561	
35	Jcket, Start Relay	1	70780562	

Operational Unit - 70781180

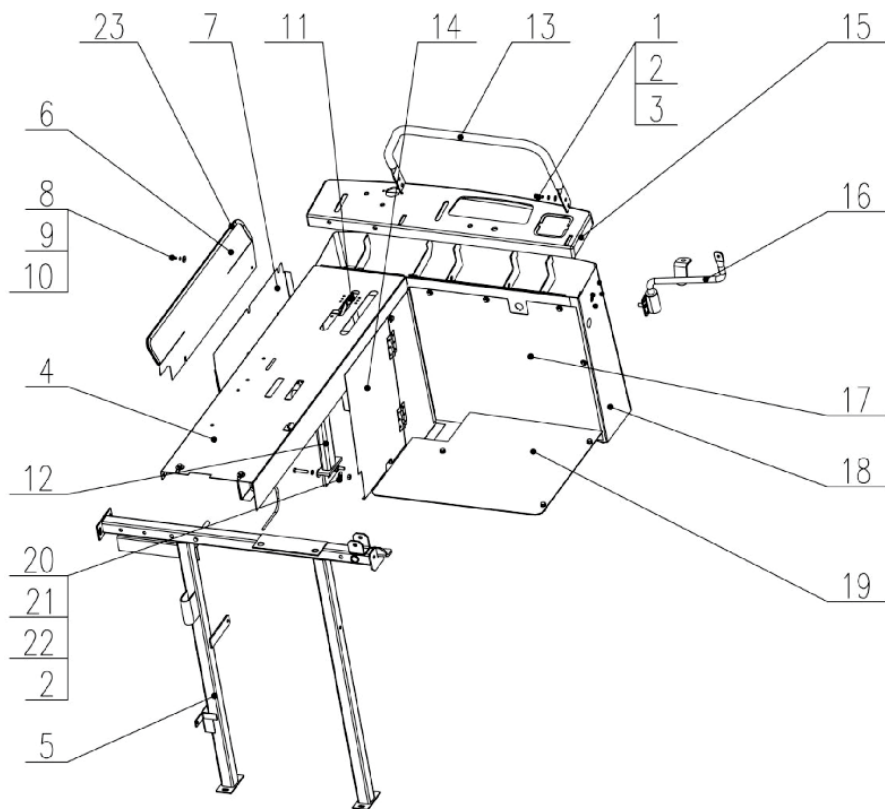
Control Desk (Small Grain Tank)-70781114



Control Desk (Small Grain Tank)-70781114

Item	Description	No.s	Part Code	Remark
1	Control Desk Assy	1	70780722	
2	Engine Protector Assy	1	70780723	
3	Clutch Lever	1	70780563	
4	Accelerator	1	70780564	
5	Main & Secondary Gear	1	70780724	
6	Main & Secondary Levers	1	70780725	
7	Side Mirror	1	70780565	
8	Brake Tighten Unit	1	70780566	
9	Buckle	1	70780567	
10	Control Desk Assy	1	70780726	
11	Bolt M6×16	7	10260632	
12	Washer 6	7	10270160	
13	Washer 6	7	10270161	
14	Nut M6	7	10280171	

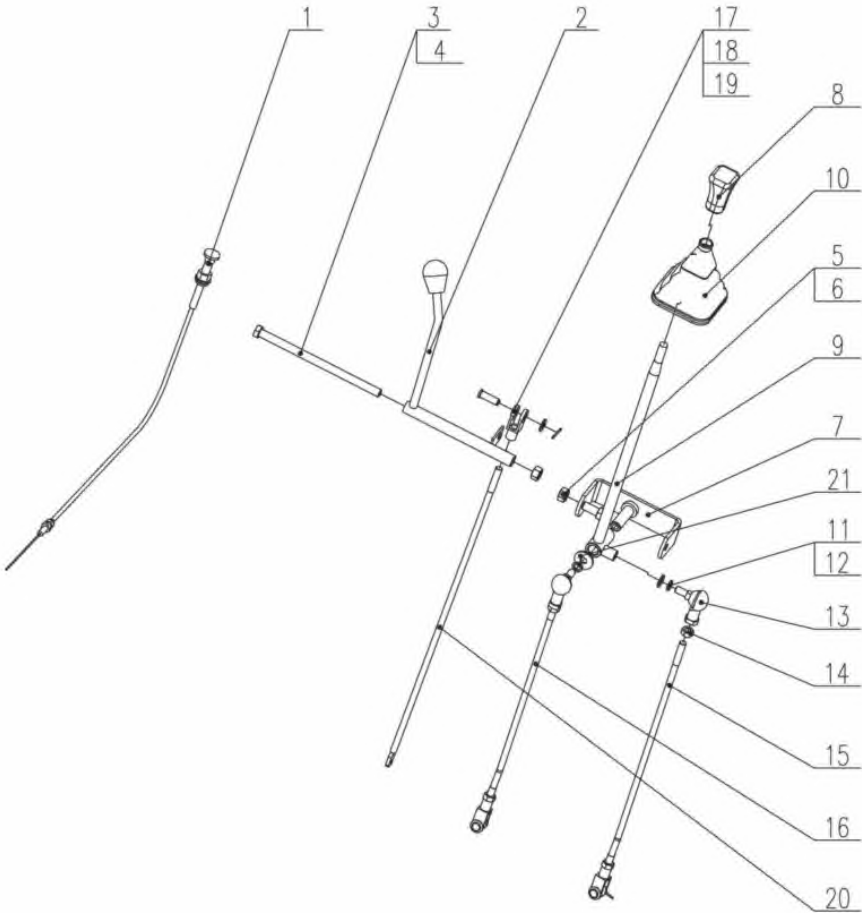
Desk Control (Small Grain Tank) -70781116



Desk Control (Small Grain Tank) -70781116

Item	Description	No.s	Part Code	Remark
1	Bolt M8x20	26	10260630	
2	Washer 8	29	10270065	
3	Washer 8	21	10270162	
4	Operation Board Weld	1	70780568	
5	Support Frame Weld	1	70780569	
6	Decorative Board	1	70780570	
7	Board Weld	1	70780571	
8	Bolt M6x16	9	10260633	
9	Washer 6	9	10270063	
10	Washer 6	9	10270163	
11	Spring Board	1	70780572	
12	Frame Weld, Steering	1	70780573	
13	Arm Rest	1	70780574	
14	Board Weld	1	70780575	
15	Board	1	70780576	
16	Mirror Holder	1	70780577	
17	Board Weld	1	70780578	
18	Main Operation Box Weld	1	70780579	
19	Pedal	1	70780580	
20	Washer 8	10	10270164	
21	Bolt M8X40	2	10260634	
22	Nut M8	2	10280157	
23	Buckle	1	70780581	

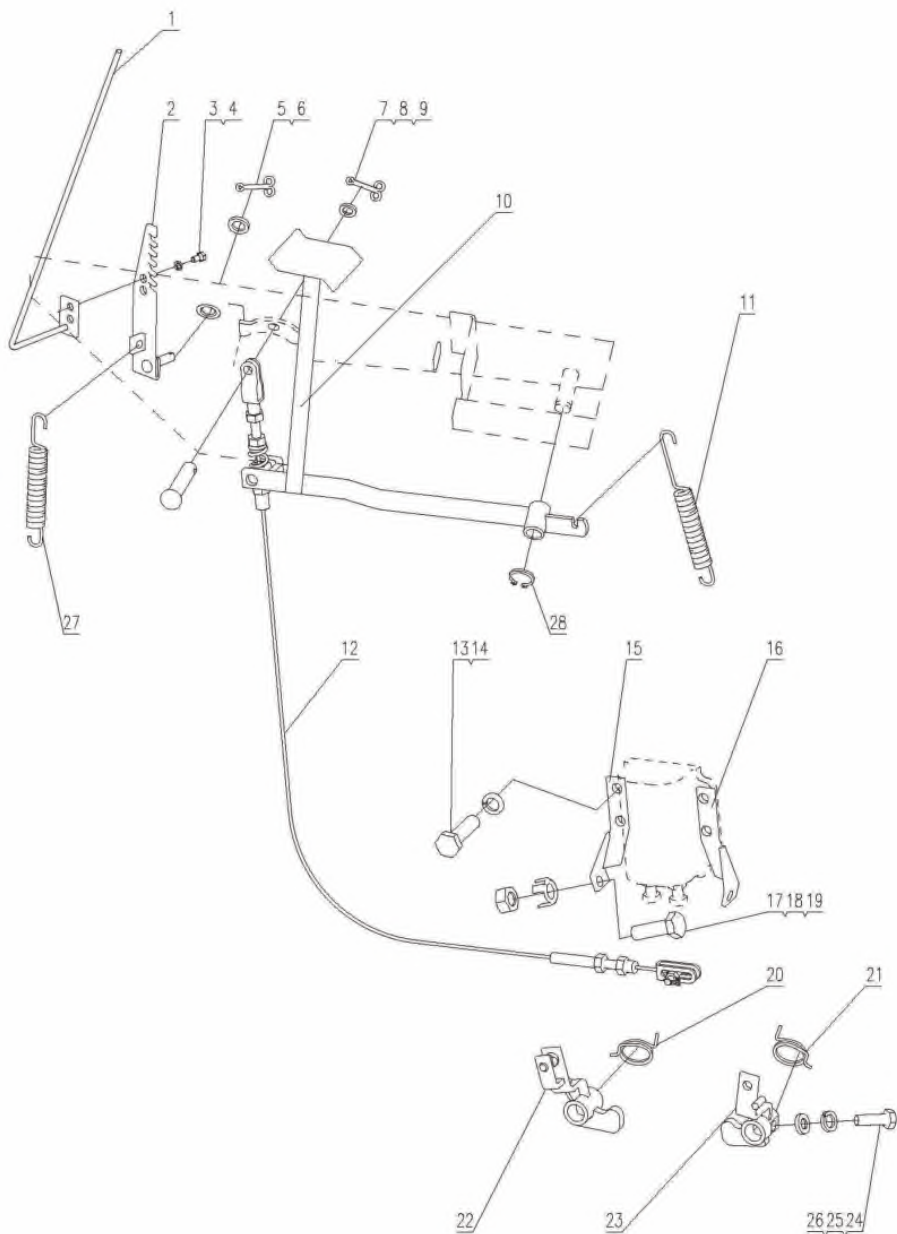
Main & Secondary Operation Lever Unit (Small Grain Tank)-70781118



Main & Secondary Operation Lever Unit (Small Grain Tank)-70781118

Item	Description	No.s	Part Code	Remark
1	Flameout Cable	1	10300471	
2	Secon Lever Weld	1	70780604	
3	Nut M12	3	10280176	
4	Bolt M12×205	1	10260637	
5	Bolt M12×25	1	10260552	
6	Nut M12	2	10280176	
7	Steering Seat Weld	1	70780605	
8	Main Handle	1	70780606	
9	Main Operation Lever Weld	1	70780607	
10	Movable Sleeve	1	70780608	
11	Washer 10	4	10270071	
12	Washer 10	2	10270064	
13	Bearing SQ10C-RS	2	10050215	
14	Nut M10	5	10280136	
15	Lever, Steering	1	70780609	
16	Lever, Header Lifting	1	70780610	
17	Connector, Right Lever	4	70780611	
18	Pin Shaft B10×30	4	70780612	
19	Pin 2.5×25	4	10020165	
20	Lever, Reel Lifting	1	70780613	
21	Washer 10	1	10270152	

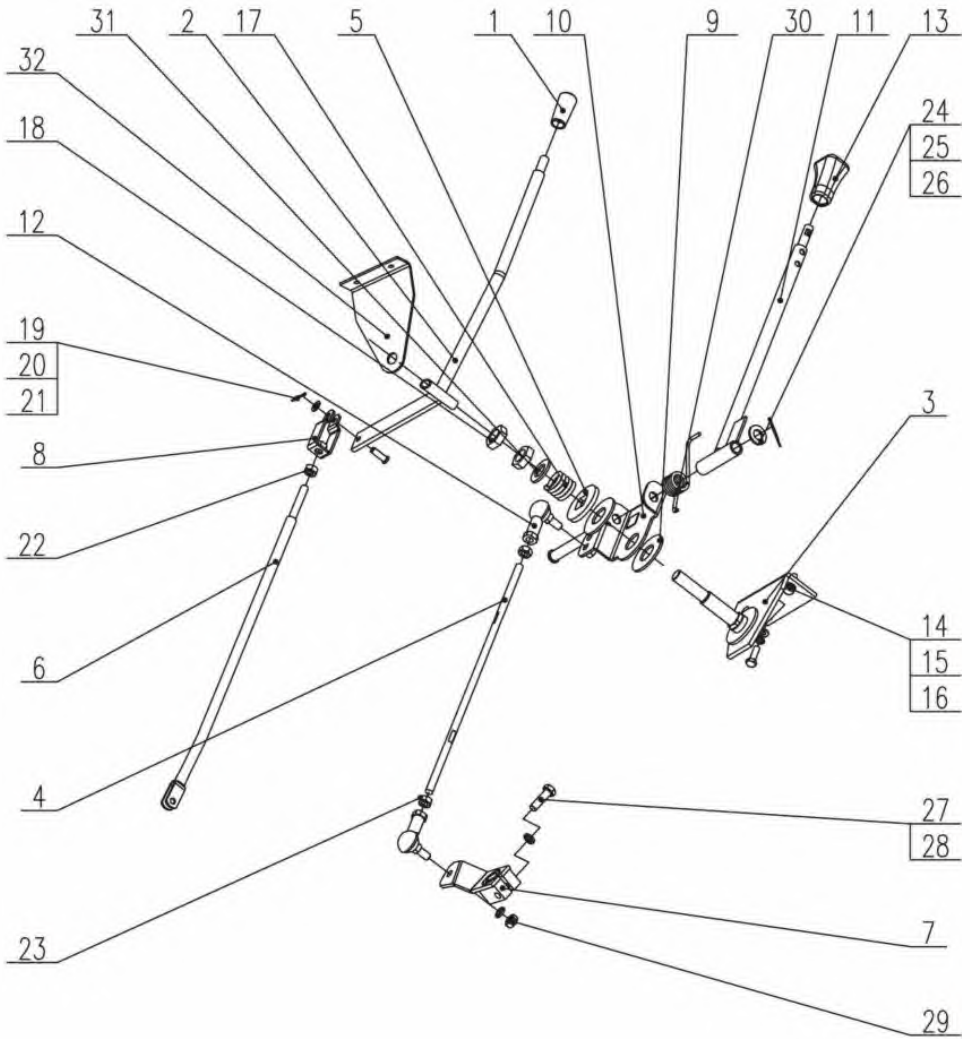
Brake Tighten Unit-70781120



Brake Tighten Unit-70781120

Item	Description	No.s	Part Code	Remark
1	Handle Weld	1	70780993	
2	Lock Plate Weld	1	70780994	
3	Bolt M6×12	2	10260655	
4	Washer 6	2	10270087	
5	Washer 10	1	10270081	
6	Split Pin ø2.5×20	1	70780995	
7	Split Pin ø2.5×26	1	70780996	
8	Washer 8	1	10270127	
9	Pin Shaft B8×20	1	70780989	
10	Brake Pedal Weld	1	70780997	
11	Pedal Spring	1	10210050	
12	Brake Wire	1	10300472	
13	Bolt M8×30	4	10260607	
14	Washer 8	4	10270108	
15	Thrust Block, Right	1	70780998	
16	Thrust Block, Left	1	70780999	
17	Bolt M8×25	2	10260588	
18	Tighten Washer	2	10270062	
19	Nut M8	2	10280185	
20	Release Spring, Right	1	10210051	
21	Release Spring, Left	1	10210052	
22	Right Rock Arm Combination	1	10300561	
23	Left Rock Arm Combination	1	10300560	
24	Bolt M8×20	2	10260563	
25	Washer 8	2	10270108	
26	Washer 8	2	10270060	
27	Tension Spring	1	10210049	
28	Circlip18,Shaft	1	10390113	

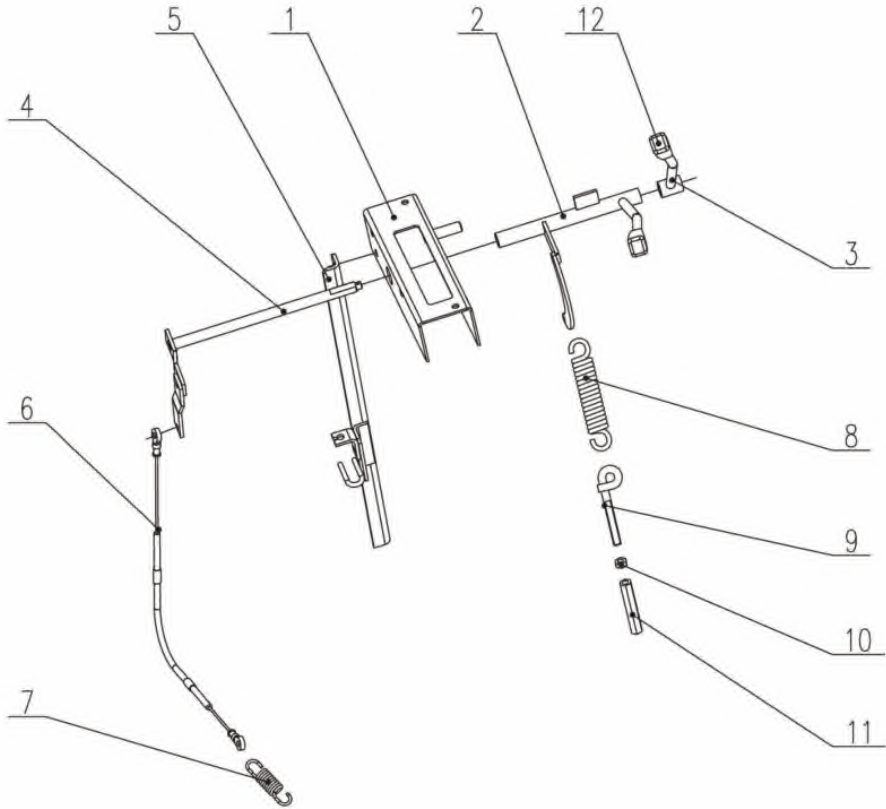
Main & Secondary Gear Unit -70780724



Main & Secondary Gear Unit -70780724

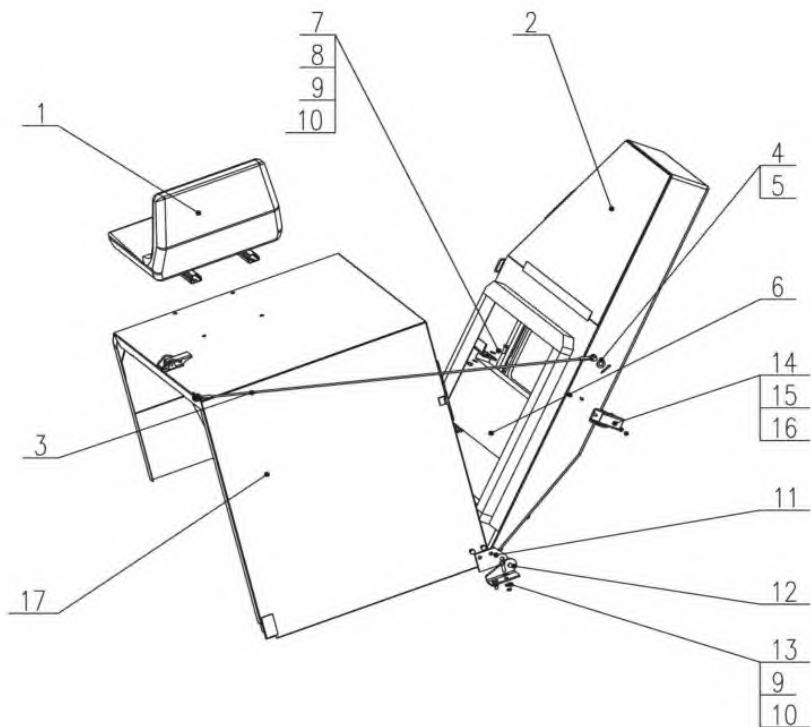
Item	Description	No.s	Part Code	Remark
1	Handle	1	70780588	
2	Secondary Gear	1	70780589	
3	Frame	1	70780590	
4	Connector, HST	1	70780591	
5	Pressure Plate	1	70780592	
6	Connect Rod, Gear	1	70780593	
7	Gear Lever	1	70780594	
8	Connect Unit	1	70780595	
9	Washer	2	10270168	
10	Position Frame	1	70780596	
11	Position Lever	1	70780597	
12	Rod Connector	2	10300542	
13	Main Lever	1	70780599	
14	Bolt M8×25	3	10260606	
15	Spring Washer 8	3	10270169	
16	Washer 8	3	10270127	
17	Spring	1	10210043	
18	Hexagon NutM20×1.5	2	10280172	
19	Pin Shaft B8×24	2	70780600	
20	Washer 8	2	10270170	
21	Split Pin 2.5×26	2	10020164	
22	Nut M10	2	10280173	
23	Nut M10 (Left Tighten)	1	10280174	
24	Pin Shaft B14×100	1	70780601	
25	Washer 14	1	10270171	
26	Split Pin 2.5×26	1	10020164	
27	Bolt M10×35	1	10260609	
28	Spring Washer 10	1	10270172	
29	Nut M10×1	2	10280175	
30	Torsiinal Spring	1	10210044	
31	Washer 20	1	10270173	
32	Support Seat	1	70780602	

Clutch Lever-70780563



Clutch Lever-70780563				
Item	Description	No.s	Part Code	Remark
1	Frame Weld	1	70780598	
2	Thresher Lever Weld	1	70780603	
3	Cable-Lever Weld	1	70780420	
4	Connect Rod Weld	1	70780421	
5	Support Frame Weld	1	70780403	
6	Reverible Cable	1	10300547	
7	Spring	1	10300498	
8	Spring	1	10210046	
9	Tighten Bolt	1	10260641	
10	Nut M10	1	10280168	
11	Tension Nut	1	10300616	
12	Handle	2	70780679	

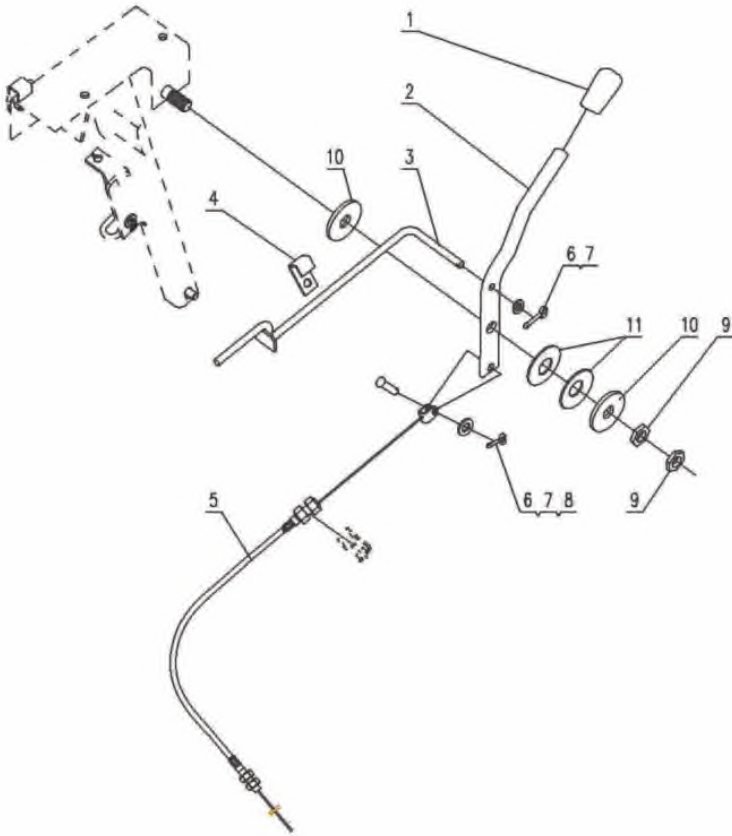
Engine Protector Cover (Small Grain Tank) -70780723



Engine Protector Cover (Small Grain Tank) -70780723

Item	Description	No.s	Part Code	Remark
1	Seat	1	70780582	
2	Engine Protector Cover	1	70780583	
3	Steel Wire	1	70780584	
4	Split Pin 4×22	2	10020163	
5	Washer 12	2	10270158	
6	Oil Cooler	1	70780585	
7	Bolt M8×20	6	10260365	
8	Nut M8	4	10280157	
9	Washer 8	8	10270165	
10	Washer 8	8	10270166	
11	Connect Board, Seat	1	70780586	
12	Fixed Block	1	70780587	
13	Bolt M8×25	2	10260636	
14	Fixed Clamp	3	10220059	
15	Nut M6	6	10280170	
16	Washer 6	6	10270063	
17	Seat Frame Assy	1	70780727	

Accelerator-70780564



Accelerator-70780564				
Item	Description	No.s	Part Code	Remark
1	Handle Shank (Ruuber)	1	70780680	
2	Accelerator Lever	1	70780681	
3	Speed Limit LeverWeld	1	70780682	
4	Plate	1	70780683	
5	Throttle Cable	1	10300499	
6	Washer8	3	10270060	
7	Split Pin 2.5×20	2	70780685	
8	Pin Shaft Bø8×20	1	70780687	
9	Nut M14	2	10280178	
10	Washer 14	2	70780688	
11	Washer	2	70780379	

DELIVERY CHECKLIST

Dealer Pre-Delivery (Please Tick)

1. Dealer Pre-Delivery Checklist

1. The customer or person responsible has been given the operator's manual.
2. The customer undertakes to read the complete operator's manual and understands all aspects of the manual before operation of the machine.
3. All safety, operational and maintenance information have been explained and demonstrated.
4. All greasing and oil points, stickers, guarding and ID plate have been identified and physically pointed out.
5. The customer agrees that it is his responsibility to read and carry out the safety, maintenance and operation as per this operator's manual.

Customer Delivery (Please Tick)

2. Customer Delivery Checklist

1. The customer or person responsible has been given the operator's manual.
2. The customer undertakes to read the complete operator's manual and understands all aspects of the manual before operation of the machine.
3. All safety, operational and maintenance information have been explained and demonstrated.
4. All greasing and oil points, stickers, guarding and ID plate have been identified and physically pointed out.
5. The customer agrees that it is his responsibility to read and carry out the safety, maintenance and operation as per this operator's manual.

Please Complete all Dealer information Below

Dealer Information

Dealer's Name.....

Address.....

State..... Postcode.....

Phone..... Fax.....

Email.....

Service Person.....

I confirm that the pre-delivery service was performed on this machine.

Signature.....

Date.....

Comments.....

.....

Please Complete all Customer Information Below

Customer Information

Customer's Name.....

Address.....

State..... Postcode.....

Phone..... Fax.....

Email.....

Delivery Person.....

I confirm that all of the delivery checks were explained and performed.

Signature.....

Delivery Date.....

Comments.....

.....

FIELDKING

WARRANTY CARD Customer Copy

CUSTOMER NAME Mr./ Mrs :

ADDRESS :

MOBILE NO. :

Email :

NAME OF IMPLEMENT :

MODEL NO. :

YEAR OF Mfg. :

SERIAL NO. :

REGISTRATION NO. :

DATE OF PURCHASING :

NAME OF DEALER :

Customer's Signature

Dealer's Signature



Beri Udyog Pvt. Ltd.

Corporate Office : Plot No. 235-236 & 238-240, Sec-3, HSIIDC,

Karnal- 132001 (Haryana), India 📞 +91-184-2221571/ 72/ 73

✉️ marketing@fieldking.com, exports@fieldking.com, 🌐 www.fieldking.com

FIELDKING

WARRANTY CARD Company Copy

CUSTOMER NAME Mr./ Mrs :

ADDRESS :

MOBILE NO. :

Email :

NAME OF IMPLEMENT :

MODEL NO. :

YEAR OF Mfg. :

SERIAL NO. :

REGISTRATION NO. :

DATE OF PURCHASING :

NAME OF DEALER :

Customer's Signature

Dealer's Signature



Beri Udyog Pvt. Ltd.

Corporate Office : Plot No. 235-236 & 238-240, Sec-3, HSIIDC,

Karnal- 132001 (Haryana), India ☎ +91-184-2221571/ 72/ 73

✉ marketing@fieldking.com, exports@fieldking.com, 🌐 www.fieldking.com

FIELDKING

WARRANTY CARD Dealer Copy

CUSTOMER NAME Mr./ Mrs :

ADDRESS :

MOBILE NO. :

Email :

NAME OF IMPLEMENT :

MODEL NO. :

YEAR OF Mfg. :

SERIAL NO. :

REGISTRATION NO. :

DATE OF PURCHASING :

NAME OF DEALER :

Customer's Signature

Dealer's Signature




Beri Udyog Pvt. Ltd.

Corporate Office : Plot No. 235-236 & 238-240, Sec-3, HSIIDC,


Karnal- 132001 (Haryana), India ☎ +91-184-2221571/ 72/ 73

✉ marketing@fieldking.com, exports@fieldking.com, 🌐 www.fieldking.com

 Tillage


 Haulage

 Landscaping

 Seeding & Plantation

 Crop Protection

 Harvest

 Post Harvest

Solutions...



25-09-2017

Beri Udyog Pvt. Ltd.

Corporate Office : Plot No. 235-236 & 238-240, Sec-3, HSIIDC,
Karnal- 132001 (Haryana), India  +91-184-2221571/ 72/ 73

 marketing@fieldking.com, exports@fieldking.com,  www.fieldking.com